

# SEEDBANK MANAGEMENT

MANAGING WEEDS THROUGH GERMINATION, PREEMPTION, PREDATION, AND FLAMING

Sonja K. Birthisel & Eric R. Gallandt  
University of Maine School of Food and Agriculture

## Farmers commonly focus

their weed management efforts during the 'critical weed-free period' at the beginning of each growing season. While effective for minimizing yield losses, this focus often allows missed or late-germinating weeds to go to seed, resulting in a recurring weed problem. Intentional management of the weed seedbank to maximize seed 'debits' and minimize 'credits' can help farmers reduce their long-term weed pressure. Practices that can contribute to effective seedbank management include stimulating seed germination, preempting seed rain, supporting seed predation, and seed flaming.



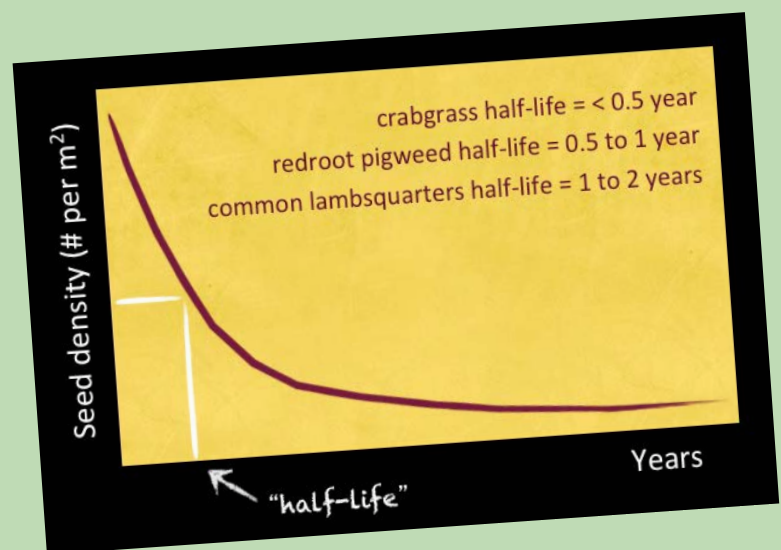
## Germination

Germination is the most effective means of removing seeds already present in the seedbank. Many weed seeds have complicated dormancy mechanisms, which may allow

them to persist in the seedbank for decades.<sup>1</sup> Agricultural weeds, however, tend to be highly adapted to frequently disturbed environments. Consequently, disturbance events such as tillage often provide the impetus needed to break seed dormancy, promoting a 'flush' of weed

### Box 1: Seed 'Half-Life'

A seed's 'half-life' is the amount of time it takes half of the seeds of a particular species present in the seedbank to die. Half-life varies by species but is typically less than two years in tilled soil.<sup>1</sup> Thus, if no new weed seeds enter the seedbank, the total number of seeds present will decay exponentially over time.



## Box 2: A Case Study in Crop Rotation

Anne and Eric Nordell of Trout Run, Pennsylvania use a two year crop rotation designed for seedbank management.<sup>2</sup> In Year 1, they plant a spring cover crop. They follow this with a bare fallow period timed to coincide with peak emergence of whichever weed species they are most interested in controlling that

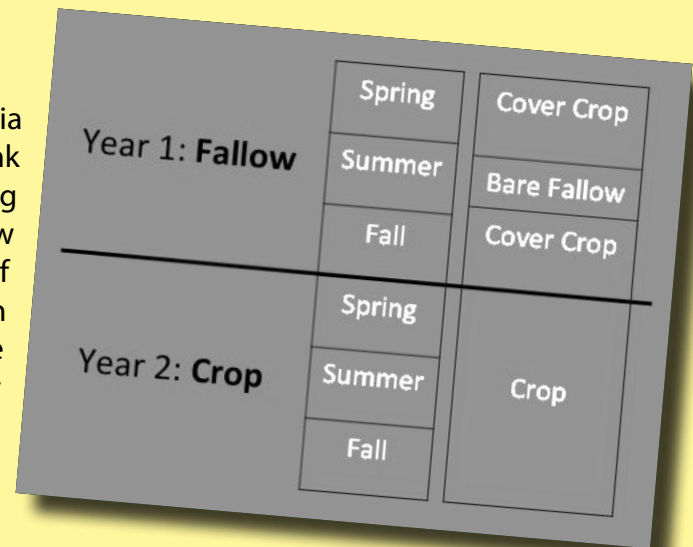


Photo: [www.mofga.org](http://www.mofga.org)

year. They create a “stale seedbed” by repeatedly rolling with a cultipacker to stimulate germination, then shallowly tilling to kill emerged weed seedlings.

This bare fallow period is followed by a second cover crop.

The cover crops improve soil quality, compensating for the toll frequent tillage takes on their soil. By intentionally managing their seedbank, the Nordells keep their weed pressure low so that the two of them (and a team of horses) are able to farm their 6 acres without hiring additional help.



emergence. In tillage-based agricultural systems, seeds are lost from the seedbank at an exponential rate (**Box 1**), so that only a small fraction of seeds entering the seedbank persist in the soil for the ‘worst case scenario’—their longest and hardest dormancy.

Summer fallow periods, during which the soil is disturbed every few weeks, can be an effective means of rapidly depleting the seedbank, promoting weed germination, then killing each emerging cohort of weed seedlings (**Box 2**).

### Seed Rain Preemption

Numerous tactics can help the farmer preempt, or minimize, seed rain. Meticulous and timely weed control aimed at achieving ‘zero seed rain’ is one such preemption strategy. While the hand weeding effort needed to achieve this high level of control may be labor-intensive and costly in the short term, our research shows that just one season of managing for zero seed rain can substantially deplete the weed seedbank (**Box 3**). Thus,

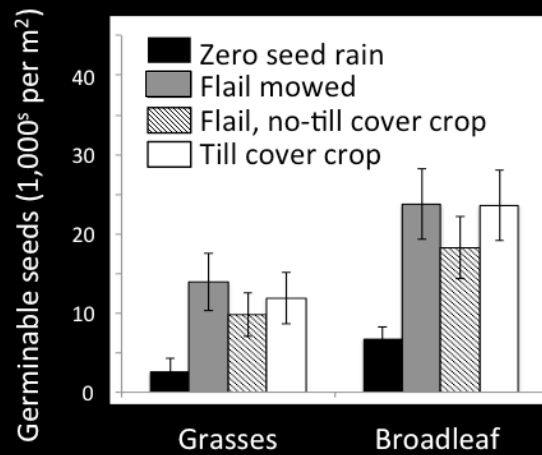
this kind of intensive management can be thought of as a long-term investment, in which one season’s effort paves the way for a sustained reduction in weed pressure.

Seed rain can also be preempted through strategic planting, irrigation, and fertilization practices. Because weeds compete with crop plants for space, light, water, and nutrients, practices which provide the crop with a competitive edge can reduce the size of weeds, and the quantity of seed they can produce. Planting competitive crop varieties, minimizing space between crop plants, and over-seeding grains and cover crops are all strategies that can help optimize crop competitiveness and ‘crowd out’ weeds.<sup>3</sup> Using drip irrigation and selectively applying fertilizer in crop rows but not inter-row spaces can similarly increase crop competitiveness by preventing weeds from utilizing these resources intended for the crop.<sup>4</sup>

### Seed Predation

Seed predators common in agricultural systems include

## Box 3: Seed Rain Experiment



Flail, no-till cover crop



Zero seed rain

### Methods

We studied the effect of four post-harvest field treatments on the weed seedbank at the Rogers Farm in Stillwater, Maine. The treatments were:

1. 'Zero seed rain,' in which plots were exhaustively hand-weeded for total weed control
2. Flail mowed and left to rest
3. Flail mowed and no-till planted to a cover crop
4. Tilled and planted to a cover crop

The next spring, we measured the number of weed seeds in the seedbank by exhaustively germinating soil samples from each treated area, and counting number of emerged weed seedlings.

### Results

There was a significant seedbank reduction in both grasses and broadleaf weeds in the 'zero seed rain' plots as compared with other treatments, as shown in the graph and images at left.

## Box 4: Seed Predation Experiment

### Methods

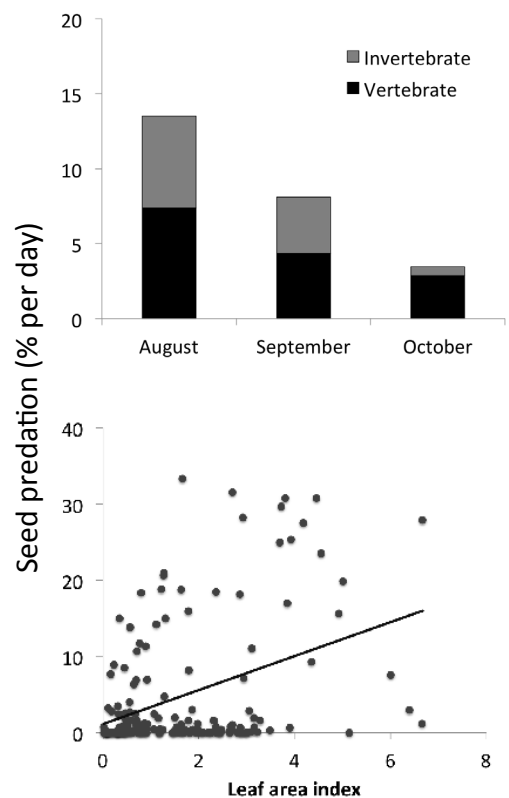
We used seed assays (dishes on which a known number of seeds were placed) to measure weed seed predation in crop and non-crop habitats at Peacemeal Farm in Dixmont, Maine in the fall of 2012.



### Results

Total seed predation averaged 8% per day. Seed predation decreased from August to October, especially among invertebrates (insects), as shown in the upper graph at

right. Within crop fields, sites with greater 'leaf area index' (more vegetative cover) supported higher rates of seed predation, as shown in the lower graph at right. The ground beetle *Harpalus rufipes*, pictured at left, is a dominant seed predator on Maine farms.



mice and other small mammals, birds, and insects such as ants and ground beetles. These animals typically forage for seeds on the soil surface, and therefore pose little threat to buried crop seeds. Seed predation may be substantial, but is variable over time and between sites (Box 4).

Cover cropping may support seed predator populations and encourage foraging, particularly of mice and ground beetles. Presence of forest or wetland habitat near crop fields may support seed predation by providing desirable habitat for birds and small mammals. Seed predators remain active well into the fall in temperate agroecosystems. Thus, in fields where seed rain has already occurred, delaying fall tillage may allow seed predators to find and eliminate seeds from the soil surface, reducing seedbank inputs. However, since seed predation is unpredictable, preventing seed rain is recommended over relying on seed predators whenever possible.

## Seed Flaming

Flaming is widely used to kill small seedlings, but

can also effectively kill weed seeds present on the soil surface after seed rain (Box 5). However, slow tractor speeds (and therefore high propane inputs) are necessary to achieve high levels of weed seed mortality.

### Box 5: Seed Flaming Experiment

#### Methods


We conducted experiments at Goranson Farm in Dresden, Maine and Pete's Greens in Craftsbury, Vermont to test the effects of tractor speed on weed seed death during flaming.



There were four experimental treatments:

1. One flaming pass at 1.6 mph
2. One flaming pass at 0.8 mph
3. One flaming pass at 0.36 mph
4. Control (seeds not exposed to flaming)

After flaming, seeds were germinated in the lab, as shown in the image at right.



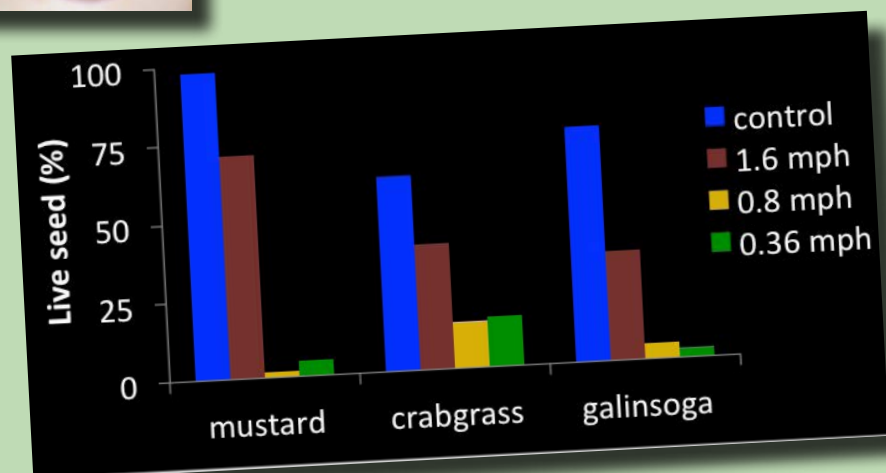
#### Results

As shown in the graph below, when the tractor was run at speeds slower than 0.8

mph, flaming killed a high percentage of seeds of all three weed species tested. Flaming at 1.6 mph was also fairly effective against hairy galinsoga, resulting in 50% mortality as compared with the control. Seeds in the 0.8 and 0.36 mph treatments were often visibly charred, or 'popped,' as pictured at left.



"Popped pigweed"



## Conclusions

The seedbank can be successfully managed through practices such as stimulating weed seed germination, preempting seed rain, supporting seed predation, and seed flaming. Germination and seed rain preemption reliably reduce weed pressure (**Box 3**). Seed predation is unpredictable, but can be very important (**Box 4**), and flaming can kill seeds, but propane dose requirements are quite high (**Box 5**).

Learn more at...



[umaine.edu/weedecology](http://umaine.edu/weedecology)



[zeroseedrain](#)



[gallandt.wordpress.com](http://gallandt.wordpress.com)

## Literature Cited:

1. Mohler CL (2001) Weed life history: identifying vulnerabilities. In: Ecological management of agricultural weeds (eds M Liebman, CL Mohler & CP Staver). Cambridge University Press, Cambridge, UK.
2. Weed The Soil Not The Crop 1994, (video recording), Trout Run, PA, Anne & Eric Nordell (Ed. Gerace Video).
3. Mohler, C.L. 2001. Enhancing the competitive ability of crops. In: Ecological management of agricultural weeds (eds M Liebman, CL Mohler & CP Staver). Cambridge University Press, Cambridge, UK.
4. Liebman, M., & Mohler, C.L. 2001. Weeds and the soil environment. In: Ecological management of agricultural weeds (eds M Liebman, CL Mohler & CP Staver). Cambridge University Press, Cambridge, UK.

Information in this publication is provided purely for educational purposes. No responsibility is assumed for any problems associated with the use of products or services mentioned. No endorsement of products or companies is intended, nor is criticism of unnamed products or companies implied.

© 2014

Published and distributed in furtherance of Cooperative Extension work, Acts of Congress of May 8 and June 30, 1914, by the University of Maine and the U.S. Department of Agriculture cooperating. Cooperative Extension and other agencies of the USDA provide equal opportunities in programs and employment. Call 800.287.0274 or TDD 800.287.8957 (in Maine), or 207.581.3188, for information on publications and program offerings from University of Maine Cooperative Extension, or visit [extension.umaine.edu](http://extension.umaine.edu).

The University of Maine does not discriminate on the grounds of race, color, religion, sex, sexual orientation, including transgender status and gender expression, national origin, citizenship status, age, disability, genetic information or veterans status in employment, education, and all other programs and activities. The following person has been designated to handle inquiries regarding non-discrimination policies: Director, Office of Equal Opportunity, 101 North Stevens Hall, 207.581.1226.

Funding provided by the United States Department of Agriculture Northeast Region Sustainable Agriculture Research and Education program, Partnership Grant No. ONE11-141.