

Online Student Evaluations of Teaching Response Rates for Fall 2021



Overall Class Section Response Rate for Fall 2021

Mean: 53.3 %, Median: 50.0 %, Std Dev: 24.6 %

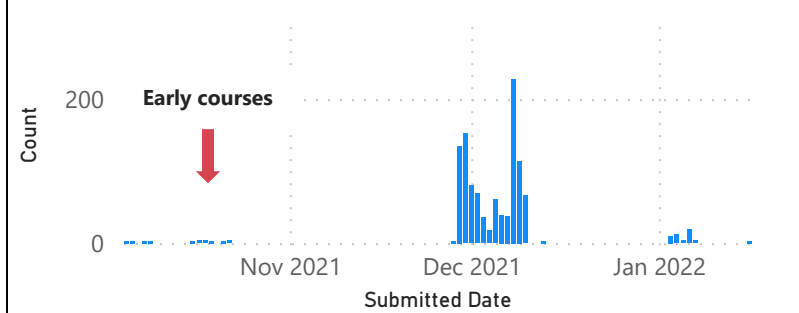
Number of class sections using Blue: 187

The overall mean response rate for Fall 2021 was 53.3 % and in Fall 2020 it was 36.7 %. UMM switched to a shorter evaluation questionnaire in Spring 2021.


Response Rates By Course Level

Course Level	Mean	Median	Std Dev	Sections	Responses
100	54.6%	55.2%	21.5%	97	700
200	57.3%	53.8%	25.1%	35	162
300	52.3%	50.0%	28.6%	40	188
400	38.2%	40.6%	25.2%	15	62

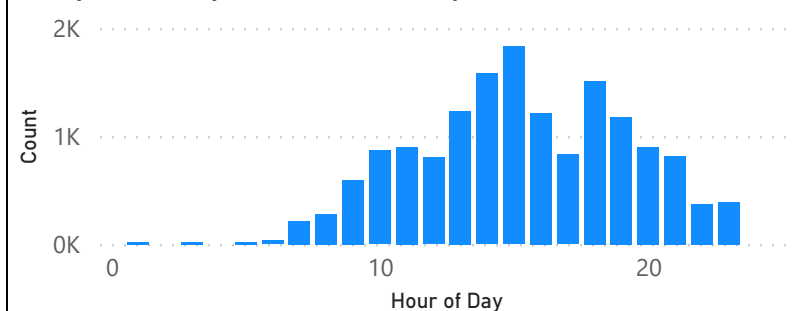
Responses Over Time



Responses by Weekday



Responses by Hour of the Day



Response Rates By Course Component

Component	Mean	Median	Std Dev	Sections	Responses
Studio	67.3%	75.0%	10.1%	5	31
Web	63.8%	65.6%	17.5%	4	46
Lab	60.5%	56.3%	21.6%	31	182
Lecture	52.7%	50.0%	24.3%	133	803
Field Ex.	38.4%	50.0%	27.8%	11	46

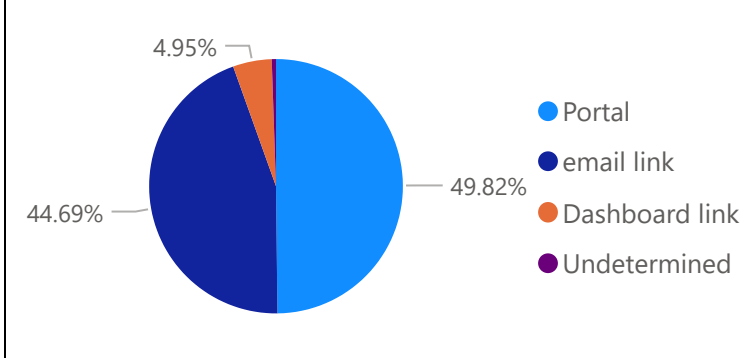
Response Rates By Instructional Mode

Instruction Mode	Mean	Median	Std Dev	Sections	Responses
By Arrangement	24.5%	9.1%	32.9%	4	6
Distance Sync.	50.8%	51.7%	29.3%	42	204
Hyflex	66.7%	66.7%	4.5%	3	32
In-Person	60.5%	60.0%	24.9%	75	355
Online	47.6%	46.2%	16.0%	61	504

Most students accessed their surveys via Brightspace notifications and email links using their computers (not phones).

Ways Students Accessed Blue

Channels



Operating Systems

