

Online Student Evaluations of Teaching Response Rates for Spring 2021

Due to Covid-19, and the transition to remote learning for many classes, the online evaluation of teaching system (Blue) was used for all evaluations in Spring 2021.



Overall Class Section Response Rate for Spring 2021

Mean: 46.4 %, Median: 50.0 %, Std Dev: 29.1 %


Number of class sections using Blue: **183**

The overall mean response rate for Spring 2020 was 30.4 % and in Fall 2020 it was 36.7 %. UMM switched to a shorter evaluation questionnaire in Spring 2021.

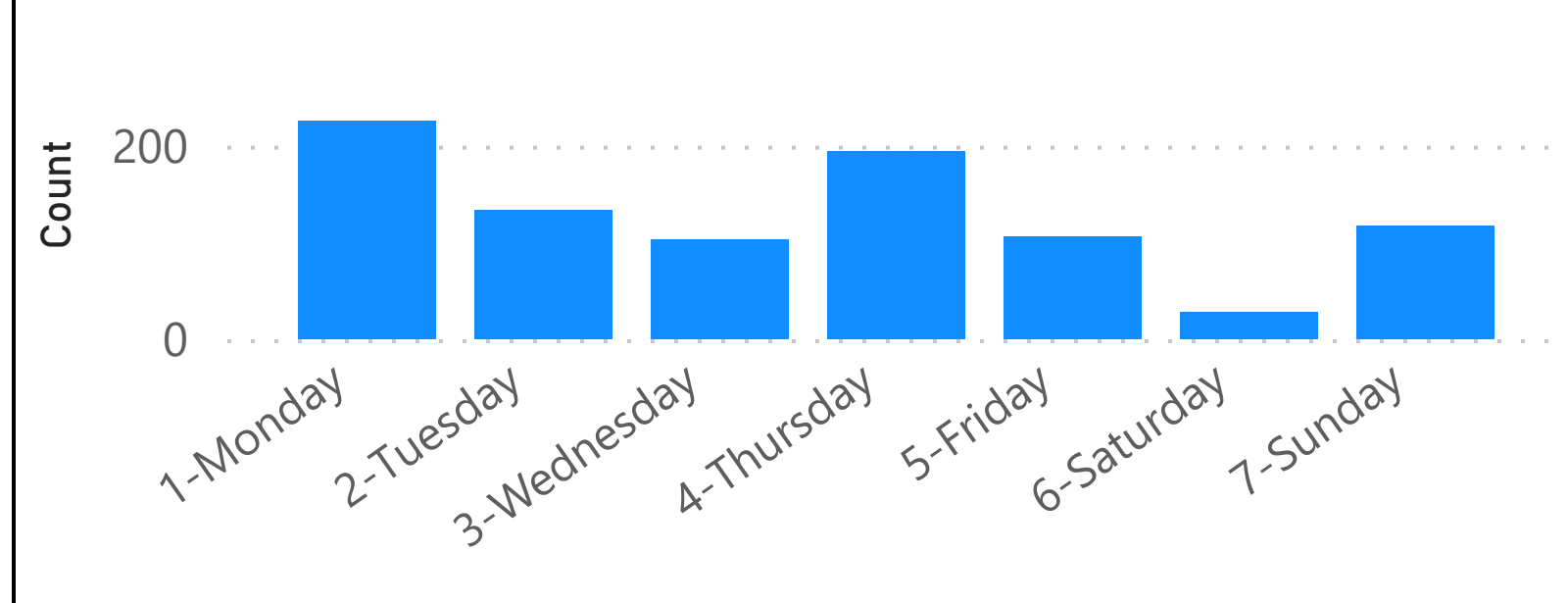
Response Rates By Course Level

Course Level	Mean	Median	Std Dev	Sections	Responses
100	53.6%	53.3%	24.1%	81	548
200	43.0%	40.0%	29.7%	43	167
300	31.0%	27.0%	30.2%	36	103
400	51.7%	57.1%	31.9%	23	89

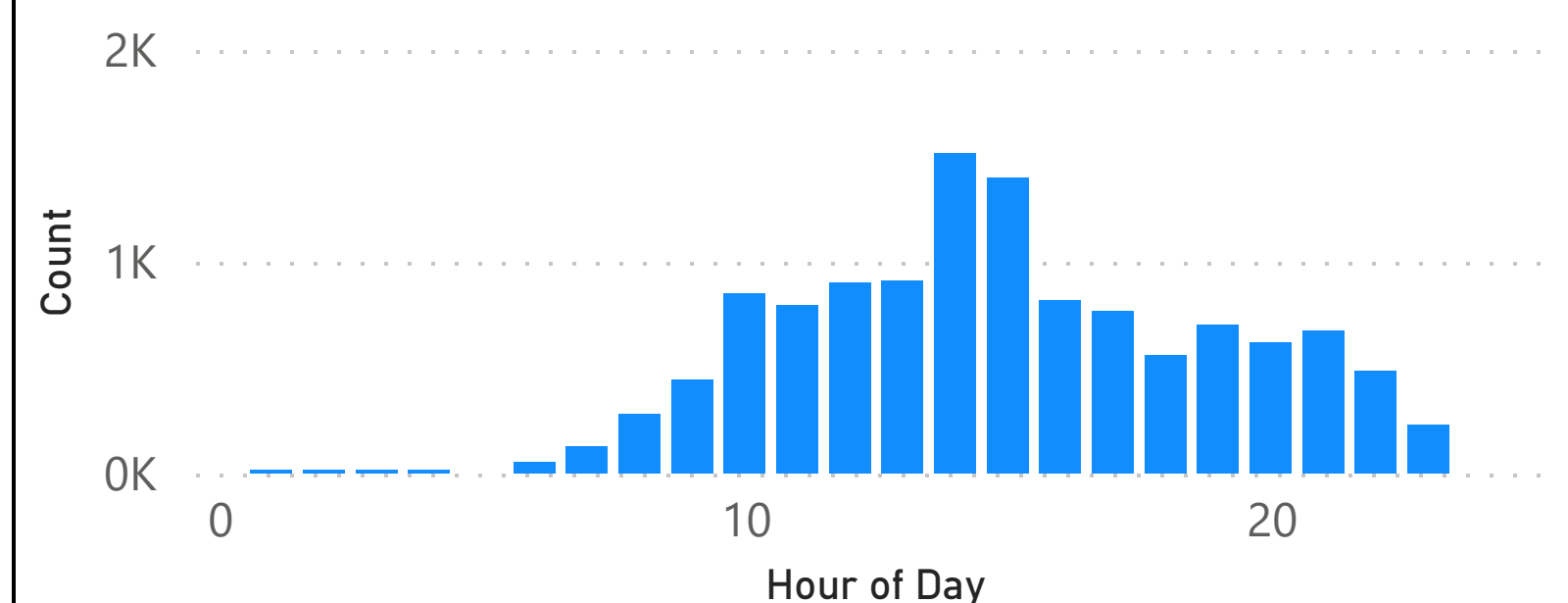
Responses Over Time



Responses by Weekday



Responses by Hour of the Day



Response Rates By Course Component

Component	Mean	Median	Std Dev	Sections	Responses
Field Ex.	29.2%	32.5%	25.1%	8	39
Lab	53.9%	50.0%	30.8%	38	114
Lecture	45.8%	49.1%	27.6%	118	670
Research	20.0%	0.0%	28.3%	3	3
Seminar	53.3%	60.0%	41.1%	3	4
Studio	47.9%	44.4%	31.3%	6	22
Web	45.9%	43.9%	16.5%	4	49

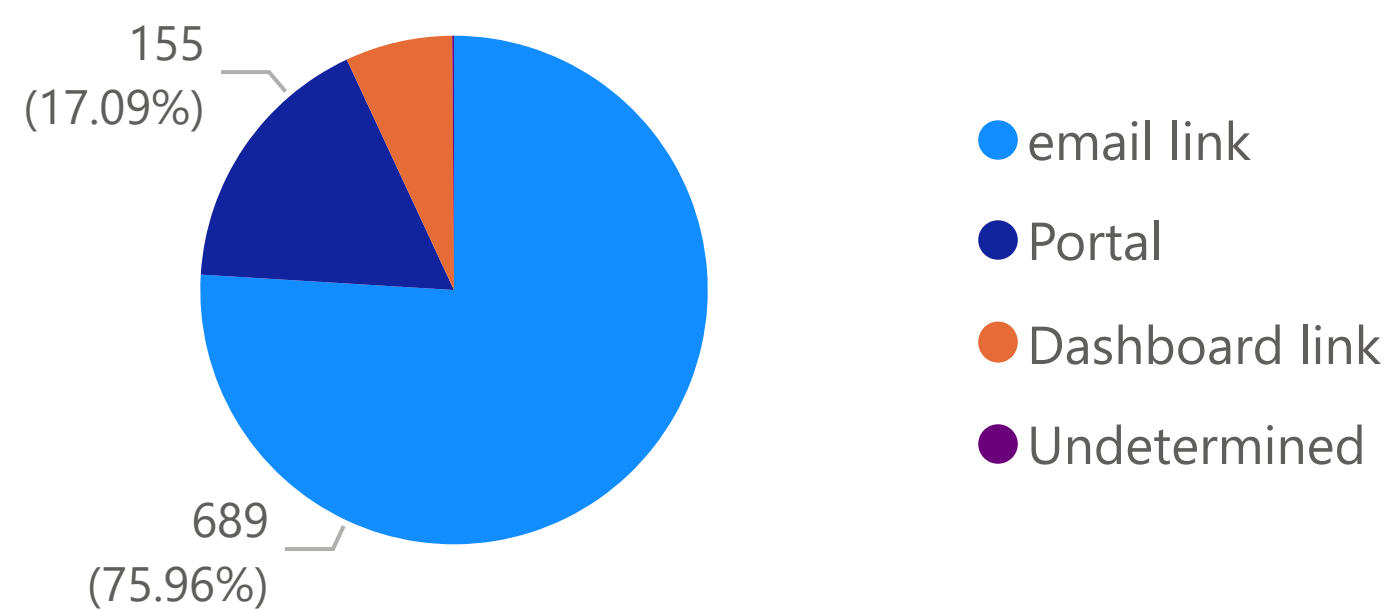
Response Rates By Instructional Mode

Instruction Mode	Mean	Median	Std Dev	Sections	Responses
Blended	58.3%	60.0%	24.8%	22	102
In-Person	48.9%	50.0%	37.7%	63	112
Web	40.5%	42.9%	20.6%	63	520
Web Synchro.	45.2%	50.0%	23.6%	35	173

Most students accessed their surveys directly via the Blue email link using their computers (not phones).

Ways Students Accessed Blue

Channels



Operating Systems

