



# facts & figures

## Exchange Traded Funds

### Over 500 Index Funds Listed on Europe's Leading ETF Trading Platform

With more than 500 ETFs on offer, the XTF segment has achieved a further milestone. Deutsche Börse continues to hold the top position in European ETF trade – based on both the number of tradable exchange-listed ETFs as well as monthly trading volume. In the third quarter, the XTF segment reached a market share of 44 percent in the trading volume of ETFs in Europe.

With the introduction of the XTF segment in April 2000, Deutsche Börse gave the starting signal for ETF trade in Europe and has since then been the market leader in Europe. ETFs have continuously developed since then, and have become one of the

most popular investment products even in times of crisis. ETFs on equities, bonds and commodities are available to private and institutional investors also when employing a variety of strategies such as short, dividend yields or value/growth. The iShares DAX ETF achieved the highest trading volume in the XTF segment by far with an average of €1.3 billion per month in 2009.

[deutsche-boerse.com](http://deutsche-boerse.com) > Trading & Clearing > Tradable Instruments > ETFs

### Market Report

In the third quarter, ETFs on DAX and DJ EURO STOXX 50 belong to the most actively traded products on the market for index funds again. At peak performance, both indices gained more than 20 percent between July and September.

The start of the third quarter was still dominated by sales. But the wind started shifting – slowly but sustainably. There was not a trace of a summer depression and investors put everything on German and European blue chips. First profit-takings characterised the overall image at the end of July. At the same time, investors rediscovered the BRIC States – with Brazil leading the way. ETFs on banks, energy and commodities were the cutting edge branches, although stocks from recession-proof sectors were initially not asked for. At first, even the outperformers arose only little interest. "One winner of the summer months in Germany was clearly the construction industry", reports Klaus Stabel from the ICF. Automobile ETFs, which considerably drag behind the development of other branches, rather attracted attention with sales. "This branch is the only one which has concluded the summer season with a negative result - first and foremost owing to VW", Seibel comments.

The good spirit continued in August. "In the last few weeks, we have almost only seen buyers", says Eric Wiegand from Deutsche Bank. But the inclination to finalize the gaining is increasing, and due to that, investors continue to stock up on short products on DAX and DJ EURO STOXX 50. "Obviously, many market participants do not yet have an explicit opinion whether the rebound is permanent or not", Wiegand states. Those who are getting in will rather turn towards latecomers, small and medium sized companies – hoping that they will follow close upon the performance of the blue chips. Money market funds, though, were facing fierce headwind during the summer.

In September, uncertainty about the further development ruled the market. "The investors' behaviour was very heterogeneous. At the bottom line, there was an observable tendency to cash in", reports Bastian Ohta from UniCredit Group. Quite a lot of investors seemed to prepare for a greater selling wave, because the reverse ETFs, betting on falling prices, had their buyers.

For the fourth quarter, Stabel expects a consolidation. "There is not much more to happen", the analyst says. The Christmas trade could spur the development of the consumer market. And also the providers, whose development is located rather in the last third of branch performances, could have the chance to catch up.

### Top Performer Q3/2009<sup>1)</sup>

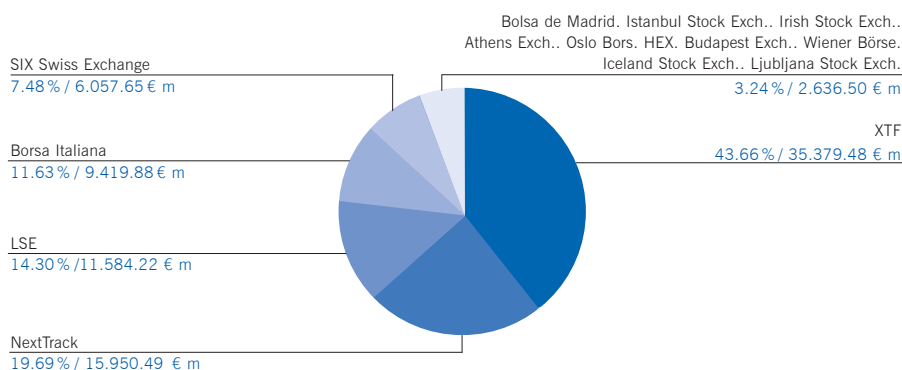
	in %
ComStage ETF DJ EURO STOXX 50 Lev. TR	42.85
Lyxor ETF Leveraged DJ EURO STOXX 50	38.84
Lyxor ETF LevDAX	37.19
ComStage ETF DJ STOXX 600 Banks TR	33.97
db x-trackers DJ STOXX 600 Banks ETF	32.63
iShares DJ STOXX 600 Banks Swap (DE)	32.62
iShares FTSE/EPRA European Prop. Index Fund	32.26
ComStage ETF DJ STOXX 600 Real Estate TR	32.06
iShares DJ EURO STOXX Banks (DE)	30.76
Lyxor ETF Private Equity LPX50	30.34

### Most Active Q3/2009

	Ø Turnover/Month in € m
iShares DAX (DE)	1,493.13
db x-trackers ShortDAX ETF	751.97
iShares DJ EURO STOXX 50 (DE)	708.43
db x-tracker DAX ETF	561.92
db x-trackers II EONIA TR Index ETF	520.28
ComStage ETF DAX TR	495.21
db x-trackers DJ EURO STOXX 50 Sh.	429.29
iShares DJ EURO STOXX 50	381.68
db x-tracker DJ EURO STOXX 50 ETF	337.41
Lyxor ETF LevDAX	292.61

### European Markets

Market Share/ Turnover of European ETF Segments Q3/2009

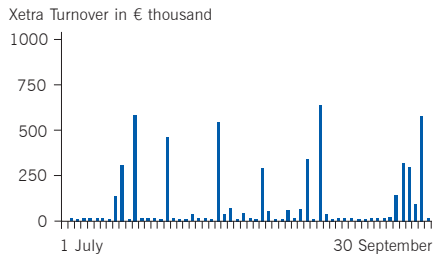
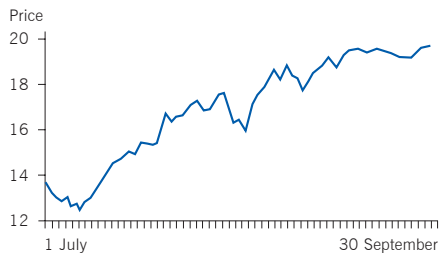


Source: Bloomberg

### Top Performer Q3/2009

#### ComStage DJ EURO STOXX 50 Lev. (42.85%)

Performance based on NAV

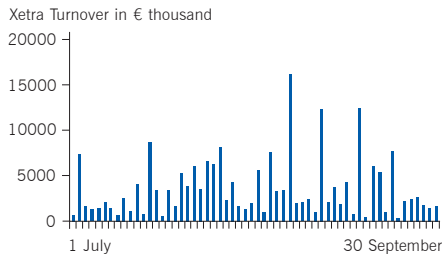
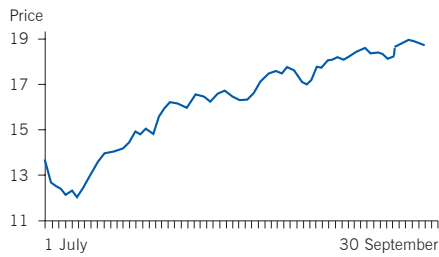


#### Key Figures:

Management company: ComStage ETF  
 Benchmark: DJ EURO STOXX 50 Leveraged  
 Launch Date: 18 December 2008  
 Assets: 15.09 € m  
 Management fee: 0.35% p.a.  
 Front-end load via exchange: 0%

#### Lyxor ETF Lev. DJ EURO STOXX 50 (38.84%)

Performance based on NAV

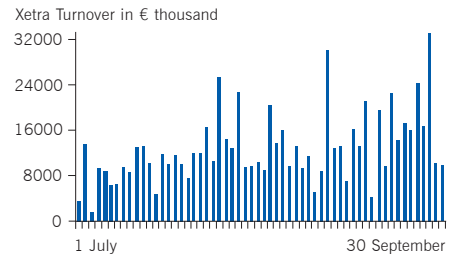
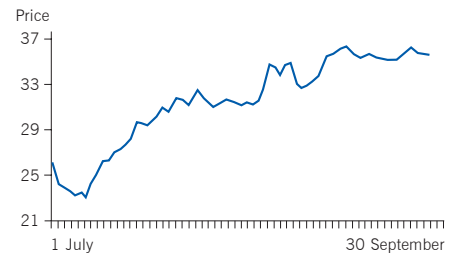


#### Key Figures:

Management company: Lyxor Asset Management  
 Benchmark: DJ EURO STOXX 50 Leveraged  
 Launch Date: 29 August 2007  
 Assets: 201.79 € m  
 Management fee: 0.40% p.a.  
 Front-end load via exchange: 0%

#### Lyxor ETF LevDAX (37.19%)

Performance based on NAV



#### Key Figures:

Management company: Lyxor Asset Management  
 Benchmark: LevDAX  
 Launch Date: 29 June 2006  
 Assets: 204.80 € m  
 Management fee: 0.40% p.a.  
 Front-end load via exchange: 0%

### Determinants of ETF Secondary Market Liquidity

It is of critical importance when trading an ETF to be able to fully comprehend factors shaping the liquidity of the product.

The constant growth of the European ETF market – which saw it hitting an all time high of \$204 billion at the end of Q3 2009 – indicates how the numbers of market participants are growing, thus further increasing the importance of ensuring investors are presented with opportunities to gain their exposures through ETFs in a manner that is as cost effective and as transparent as possible.

A multitude of aspects needs to be considered in order to benefit fully from the ETF liquidity. Understanding the difference between underlying liquidity and the secondary market liquidity is of key importance. No less vital is ensuring that market liquidity is viewed from a perspective that encompasses factors such as complete fungibility of various listings of the same fund as well as the existence of the OTC market.

In their recent study Pankaj Agrawal and John M. Clark found that the factors that are most indicative of ETF liquidity include lower bid-ask spread, a higher market cap and a higher average trading volume.

iShares believes in a circle of liquidity: High liquidity leads to, increased investor trading, more market

makers, tighter spreads & deeper order which all together lead again to higher liquidity. ETF providers and exchanges can make a difference by working together on creating the right environment to allow the virtuous circle of liquidity to work.

The iShares multi-dealer platform aims at encouraging market makers to participate and create tight spreads and increase market depth. Combined with adequate market structure (aggressive fee structure encouraging trading) and modern technology support from exchange, the end result is better liquidity as measured by tighter spreads and increased average daily volumes.

It is particularly interesting to observe how the number of market makers signed up on one product remains directly correlated with bid-ask spread. Looking at all ETFs listed on Xetra one can see that those with eight and more Designated Sponsors traded with an average spread of less than 10 bp in September. When we move to the other side of the scale, ETFs with only one Designated Sponsor traded with an average spread of 55 bp.

Scrutinising it further it is possible to demonstrate that some of the most liquid ETFs trade with a bid-ask spread tighter than the spread of the underlying index constituents. Taking the iShares DAX (DE) fund as an example the September on-exchange



Keshava Shastry  
 CFA, Head of Markets, iShares

bid-ask spread was around 4.3 bp as compared to the 6.5 bp spread of the index constituents.

Given the fact the iShares DAX (DE) fund is regularly the most traded ETF in Europe it is apparent that tight spreads have had the desired effect of generating increased trading by investors. It also demonstrates the benefits of wide market maker support as the fund with eight Designated Sponsors on Xetra is one of the most popular among the broker community.

## New ETFs

	Issuer	ISIN	Xetra Code	Management-Fee	NAV in € 30 Sep. 2009	Listing-Date
<b>Equity Funds</b>						
EasyETF DJ STOXX 600	BNP Paribas Asset Management	FR0010616250	XEYP	0.35 %	25.21	22 Sep. 2009
EasyETF EURO STOXX 50 (A share)	BNP Paribas Asset Management	FR0010129064	X247	0.25 %	29.82	22 Sep. 2009
EasyETF EURO STOXX 50 (B share)	BNP Paribas Asset Management	FR0010129072	XEYV	0.25 %	33.36	22 Sep. 2009
EasyETF Russell 1000 (EUR)	BNP Paribas Asset Management	FR0010616292	XEYR	0.35 %	40.71	22 Sep. 2009
EasyETF S&P 100 (EUR)	BNP Paribas Asset Management	FR0010616300	XEYQ	0.30 %	34.43	22 Sep. 2009
EasyETF STOXX 50 Europe (A share)	BNP Paribas Asset Management	FR0010153387	X24G	0.30 %	25.16	22 Sep. 2009
EasyETF STOXX 50 Europe (B share)	BNP Paribas Asset Management	FR0010148858	X24H	0.30 %	28.18	22 Sep. 2009
Dow Jones STOXX 600 Opt. Auto. & Parts Source	Source Markets plc	IE00B5NLX835	SC0P	0.30 %	133.42	27 July 2009
Dow Jones STOXX 600 Opt. Banks Source	Source Markets plc	IE00B5MTWD60	SC0U	0.30 %	73.68	27 July 2009
Dow Jones STOXX 600 Opt. B. Resources Source	Source Markets plc	IE00B5MTWY73	SC0W	0.30 %	234.75	27 July 2009
Dow Jones STOXX 600 Opt. Chem. Source	Source Markets plc	IE00B5MTY077	SC00	0.30 %	146.70	27 July 2009
Dow Jones STOXX 600 Opt. Con. & Mat. Source	Source Markets plc	IE00B5MTY309	SC01	0.30 %	158.10	27 July 2009
Dow Jones STOXX 600 Opt. Fin. Services Source	Source Markets plc	IE00B5MTYK77	SC02	0.30 %	81.35	27 July 2009
Dow Jones STOXX 600 Opt. Food & Bev. Source	Source Markets plc	IE00B5MTYL84	SC03	0.30 %	130.99	27 July 2009
Dow Jones STOXX 600 Opt. Health Care Source	Source Markets plc	IE00B5MJYY16	SC0T	0.30 %	88.67	27 July 2009
Dow Jones STOXX 600 Opt. Ind. G. & S. Source	Source Markets plc	IE00B5MJYX09	SC0S	0.30 %	83.72	27 July 2009
Dow Jones STOXX 600 Opt. Insurance Source	Source Markets plc	IE00B5MTXJ97	SC0Y	0.30 %	42.59	27 July 2009
Dow Jones STOXX 600 Opt. Media Source	Source Markets plc	IE00B5MTZ488	SC06	0.30 %	42.36	27 July 2009
Dow Jones STOXX 600 Opt. Oil & Gas Source	Source Markets plc	IE00B5MTWH09	SC0V	0.30 %	120.18	27 July 2009
Dow Jones STOXX 600 Opt. P. & H. Goods Source	Source Markets plc	IE00B5MTZ595	SC04	0.30 %	144.10	27 July 2009
Dow Jones STOXX 600 Opt. Retail Source	Source Markets plc	IE00B5MTZM66	SC05	0.30 %	94.01	27 July 2009
Dow Jones STOXX 600 Opt. Technology Source	Source Markets plc	IE00B5MTWZ80	SC0X	0.30 %	27.23	27 July 2009
Dow Jones STOXX 600 Opt. Telecom. Source	Source Markets plc	IE00B5MJYB88	SC0Q	0.30 %	70.16	27 July 2009
Dow Jones STOXX 600 Opt. Tr. & Leisure Source	Source Markets plc	IE00B5MJYC95	SC0R	0.30 %	71.04	27 July 2009
Dow Jones STOXX 600 Opt. Utilities Source	Source Markets plc	IE00B5MTXK03	SC0Z	0.30 %	143.71	27 July 2009
db x-trackers S&P U.S. Carbon Efficient ETF	db x-trackers	LU0411076002	DX28	0.50 %	6.79	16 July 2009
<b>Bond Funds</b>						
EasyETF EuroMTS Eonia	BNP Paribas Asset Management	FR0010616268	XEYU	0.15 %	138.37	22 Sep. 2009
db x-trackers II Euro Infl. Swap 5 year TRI ETF	db x-trackers II	LU0426245436	DX20	0.20 %	114.86	7 July 2009
<b>Commodity Funds</b>						
db x-trackers DB Com. Booster DJ-UBSCI ETF	db x-trackers	LU0429790743	DBZN	0.95 %	25.01	24 July 2009
<b>Strategy Funds</b>						
db x-trackers HSI Short Daily Index ETF	db x-trackers	LU0429790313	DBZR	0.75 %	11.07	22 Sep. 2009
EasyETF DJ STOXX 600 Double Short	BNP Paribas Asset Management	FR0010689687	X24J	0.60 %	74.57	22 Sep. 2009
EasyETF EURO STOXX 50 Double Short	BNP Paribas Asset Management	FR0010689695	X24I	0.50 %	28.10	22 Sep. 2009
db x-trackers DJ STOXX 600 B. Res. Short Daily	db x-trackers	LU0412624354	DBZJ	0.50 %	13.82	15 Sep. 2009
db x-trackers DJ STOXX 600 Ind. Goods Sh. Daily	db x-trackers	LU0412624511	DBZK	0.50 %	55.91	15 Sep. 2009
db x-trackers DJ STOXX 600 Insurance Short Daily	db x-trackers	LU0412624602	DBZL	0.50 %	45.75	15 Sep. 2009
db x-trackers DJ STOXX 600 Utilities Short Daily	db x-trackers	LU0412624867	DBZM	0.50 %	36.31	15 Sep. 2009
ETFX DAX® 2x Long Fund	ETF Securities	DE000A0X8994	DEL2	0.40 %	109.85	18 Aug. 2009
ETFX DAX® 2x Short Fund	ETF Securities	DE000A0X9A88	DES2	0.60 %	77.12	18 Aug. 2009
ETFX Dow Jones EURO STOXX 50 Lev. (2x)	ETF Securities	DE000A0X9AB6	LEU2	0.40 %	120.28	18 Aug. 2009
ETFX Dow Jones EURO STOXX Double Short (2x)	ETF Securities	DE000A0X9AC4	SEU2	0.60 %	72.34	18 Aug. 2009

## All ETFs – September 2009

The following table provides an overview of all currently traded index funds and active funds in the XTF segment. Index funds (ETFs) mirror the performance of an underlying index. Active ETFs pursue an active investment strategy. Such investment strategy may aim at exceeding the performance of a reference index or replicating the performance of a reference index with a variable participation rate.

## Equity Funds

## Country Indices

	ISIN	Xetra Code	Ø Turnover/Month Q3 in € m	Management-Fee	XLM <sup>2)</sup> Sep. 09 in Bp	Performance <sup>1)</sup> Q3	NAV in € 30 Sep. 09	Assets u. M. <sup>3)</sup> in € m
<b>Germany</b>								
ComStage ETF DAX TR	LU0378438732	C001	495.21	0.12 %	6.03	18.07 %	57.06	412.45
db x-tracker DAX ETF	LU0274211480	DBXD	561.92	0.15 %	4.56	17.97 %	56.60	1,138.88
ETFlab DAX	DE000ETFLO11	EL4A	226.26	0.15 %	4.06	18.02 %	56.06	2,019.94
ETFlab DAX (Preisindex)	DE000ETFLO60	EL4F	9.39	0.15 %	9.23	17.10 %	34.41	84.31
iShares DAX (DE)	DE0005933931	EXS1	1,493.13	0.15 %	3.97	17.99 %	52.94	2,627.82
iShares MDAX (DE)	DE0005933923	EXS3	70.69	0.50 %	15.89	27.77 %	68.83	284.37
Lyxor ETF DAX	LU0252633754	LYY7	269.65	0.15 %	5.33	17.90 %	55.92	370.95

## Equity Funds

## Country Indices

	ISIN	Xetra Code	Ø Turnover/Month Q3 in € m	Management- Fee	XLM <sup>2)</sup> Sep. 09 in Bp	Performance <sup>1)</sup> Q3	NAV in € 30 Sep. 09	Assets u. M. <sup>3)</sup> in € m
<b>US</b>								
ComStage ETF Dow Jones Ind. Average TR	LU0378437502	C010	1.75	0.45 %	20.76	9.92 %	68.48	117.48
ComStage ETF MSCI USA Large Cap TRN	LU0392495882	X021	0.25	0.25 %	27.61	10.54 %	50.24	8.97
ComStage ETF MSCI USA Mid Cap TRN	LU0392495965	X022	0.15	0.35 %	34.92	17.80 %	47.29	10.44
ComStage ETF MSCI USA Small Cap TRN	LU0392496005	X023	0.18	0.35 %	49.10	18.59 %	11.09	23.06
ComStage ETF MSCI USA TRN	LU0392495700	X020	6.38	0.25 %	18.24	11.59 %	16.89	36.67
ComStage ETF NASDAQ-100	LU03784449770	C011	3.52	0.25 %	18.59	13.65 %	11.80	61.06
db x-tracker MSCI USA TRN Index ETF	LU0274210672	DBXU	34.28	0.30 %	20.41	10.98 %	16.82	982.77
db x-trackers Russell 2000 ETF	LU0322248658	DXS2	4.58	0.45 %	62.16	17.58 %	52.81	106.15
db x-trackers S&P U.S. Carbon Efficient ETF	LU0411076002	DX28	0.00	0.50 %	61.44	-	6.79	1.70
EasyETF Russell 1000 (EUR)	FR0010616292	XEYR	0.00	0.35 %	76.87	-	40.71	4.07
EasyETF S&P 100 (EUR)	FR0010616300	XEYQ	0.00	0.30 %	72.86	-	34.43	12.91
ETFlab MSCI USA	DE000ETF1268	EL4Z	0.07	0.30 %	48.72	11.21 %	6.90	32.70
ETFlab MSCI USA LC	DE000ETF1094	EL4I	1.04	0.30 %	21.99	9.54 %	48.18	49.61
ETFlab MSCI USA MC	DE000ETF1276	EL41	0.00	0.30 %	73.93	17.27 %	4.58	33.63
ETFX Russell 1000 Fund	DE000A0Q8ND6	ETLY	1.16	0.35 %	34.14	11.30 %	15.78	3.93
ETFX Russell 2000 Fund	DE000A0Q8NE4	ETLZ	0.55	0.45 %	19.88	14.62 %	15.82	6.50
iShares DJ Industrial Average (DE)	DE0006289390	EXI3	21.86	0.50 %	17.73	10.79 %	66.53	138.40
iShares Nasdaq 100 (DE)	DE000A0F5UF5	EXXT	31.75	0.30 %	20.00	11.39 %	11.68	206.15
iShares S&P 500	DE0002643889	IUSA	151.40	0.40 %	20.41	10.33 %	7.21	4,176.67
iShares S&P Small Cap 600	DE000AORFEB1	IUS3	0.95	0.40 %	21.45	15.02 %	14.63	11.70
Lyxor ETF Dow Jones Industrial Average	FR0007056841	DJAM	12.49	0.50 %	12.29	8.22 %	66.49	363.39
Lyxor ETF MSCI USA	FR0010296061	LYYB	17.88	0.35 %	10.86	8.89 %	68.85	329.69
Lyxor ETF Nasdaq 100	FR0007063177	LYMS	34.87	0.30 %	34.90	10.85 %	4.70	173.34
MSCI USA Source ETF	IE00B60SX170	SC0H	0.00	0.30 %	25.82	8.83 %	16.50	151.64
PowerShares EQQQ Fund	IE0032077012	EQQQ	4.92	0.20 %	22.23	12.01 %	29.00	607.28
Russell 2000 Source ETF	IE00B60SX402	SC0K	0.51	0.45 %	19.14	11.76 %	17.72	22.75
UBS-ETF MSCI USA	LU0136234654	FRC2	5.17	0.50 %	43.08	11.87 %	70.20	182.00
<b>Japan</b>								
ComStage ETF MSCI Japan TRN	LU0392495452	X017	0.54	0.45 %	15.03	2.72 %	24.91	15.45
ComStage ETF Nikkei 225	LU0378453376	C020	3.98	0.45 %	26.66	4.91 %	7.83	45.69
ComStage ETF TOPIX	LU0392496773	C021	0.15	0.45 %	28.26	0.34 %	6.93	21.61
db x-tracker MSCI Japan TRN Index ETF	LU0274209740	DBXJ	17.06	0.50 %	37.01	2.32 %	25.00	395.82
ETFlab MSCI Japan	DE000ETF1300	EL44	0.40	0.50 %	81.49	1.87 %	4.31	31.45
ETFlab MSCI Japan LC	DE000ETF1102	EL4J	0.27	0.50 %	20.77	1.97 %	38.34	27.34
ETFlab MSCI Japan MC	DE000ETF1318	EL45	0.02	0.50 %	83.62	1.47 %	4.22	32.41
iShares MSCI Japan	DE000A0DPMW9	IQJQ	13.60	0.59 %	39.29	3.13 %	6.85	1,212.24
iShares MSCI Japan Small Cap	DE000AORFEC9	IUS4	2.54	0.59 %	56.62	3.65 %	15.72	154.03
iShares Nikkei 225 (DE)	DE000A0H08D2	EXX7	52.80	0.50 %	29.41	4.19 %	7.77	308.86
Lxor ETF Japan (Topix)	FR0010245514	LYY4	9.72	0.50 %	32.47	1.56 %	70.23	372.04
MSCI Japan Source ETF	IE00B60SX287	SC0I	0.63	0.50 %	41.31	0.09 %	24.77	16.70
UBS-ETF MSCI Japan	LU0136240974	FRC5	2.80	0.50 %	69.43	0.47 %	21.32	215.42
<b>Australia</b>								
db x-trackers S&P /ASX 200 ETF	LU0328474803	DX2S	8.18	0.50 %	36.17	28.09 %	19.69	57.09
<b>Brazil</b>								
db x-trackers MSCI Brazil TRN Index ETF	LU0292109344	DBX6	43.57	0.65 %	40.08	22.40 %	40.85	168.72
iShares MSCI Brazil	DE000A0HG2M1	IQQB	23.48	0.74 %	52.26	21.75 %	36.08	620.51
Lyxor ETF Brazil (IBOVESPA)	FR0010408799	LYMG	22.61	0.65 %	47.82	26.01 %	23.06	371.27
<b>China</b>								
db x-trackers FTSE/XINHUA China 25 ETF	LU0292109856	DBX9	48.80	0.60 %	36.51	3.06 %	19.92	220.55
iShares DJ China Offshore 50 (DE)	DE000A0F5UE8	EXXU	30.38	0.60 %	33.43	2.43 %	26.39	45.62
iShares FTSE/Xinhua China 25	DE000A0DPMY5	IQQC	22.57	0.74 %	34.22	1.45 %	79.37	678.59
Lyxor ETF China Enterprise	FR0010204081	L8I1	42.48	0.65 %	37.39	3.80 %	105.26	715.48
<b>France</b>								
db x-trackers CAC 40 ETF	LU0322250985	DX2G	2.03	0.20 %	18.19	17.62 %	38.50	20.22
<b>Greece</b>								
Lyxor ETF MSCI Greece	FR0010405431	LYMH	0.85	0.45 %	87.08	25.53 %	7.77	8.40
<b>Great Britain</b>								
db x-trackers FTSE 100 ETF	LU0292097234	DBXX	11.31	0.30 %	21.17	10.04 %	5.74	289.74
db x-trackers FTSE 250 ETF	LU0292097317	DBXY	1.12	0.35 %	25.38	13.32 %	10.14	9.08
db x-trackers FTSE All-Share ETF	LU0292097747	DBXZ	1.01	0.40 %	36.46	10.59 %	2.94	108.91
FTSE 100 Source ETF	IE00B60SWT88	SC0A	0.55	0.30 %	18.49	10.55 %	34.29	18.23
FTSE 250 Source ETF	IE00B60SWV01	SC0B	3.83	0.35 %	41.46	13.20 %	57.46	20.07
iShares FTSE 100 (DE)	DE0006289408	EXI4	5.53	0.50 %	31.13	10.85 %	56.76	107.19
UBS-ETF FTSE 100	LU0136242590	FRC6	1.39	0.50 %	36.02	8.93 %	53.51	119.34
<b>Hong Kong</b>								
Lyxor ETF Hong Kong (HSI)	FR0010361675	LYME	12.59	0.65 %	49.35	9.79 %	18.61	208.70

## Equity Funds

## Country Indices

	ISIN	Xetra Code	Ø Turnover/Month Q3 in € m	Management- Fee	XLM <sup>2)</sup> Sep. 09 in Bp	Performance <sup>1)</sup> Q3	NAV in € 30 Sep. 09	Assets u. M. <sup>3)</sup> in € m
<b>India</b>								
db x-trackers S&P CNX Nifty ETF	LU0292109690	DBX7	11.15	0.85 %	62.50	13.88 %	73.29	151.42
Lyxor ETF MSCI India	FR0010361683	LYMD	28.86	0.85 %	50.92	14.25 %	9.70	714.02
<b>Italy</b>								
db x-tracker S&P/MIB Index ETF	LU0274212538	DBXI	1.81	0.30 %	19.57	19.92 %	24.15	25.24
<b>Malaysia</b>								
Lyxor ETF MSCI Malaysia	FR0010397554	LYQE	0.86	0.65 %	169.57	9.84 %	8.93	12.04
<b>Austria</b>								
ComStage ETF ATX	LU0392496690	C031	1.45	0.25 %	18.84	28.99 %	26.66	28.48
iShares ATX (DE)	DE000A0D8Q23	EXXX	21.07	0.30 %	15.83	23.91 %	26.53	70.17
<b>Russia</b>								
ComStage ETF MSCI Russia 30% Capped TRN	LU0392495536	X018	0.37	0.60 %	56.02	19.38 %	98.11	12.46
db x-trackers MSCI Russia Capped Index ETF	LU0322252502	DBXV	16.07	0.65 %	52.92	22.25 %	17.41	90.61
Lyxor ETF Russia (DJ Rusindex Titans 10)	FR0010326140	LYYE	27.13	0.65 %	51.63	17.42 %	22.72	346.61
Market Access DAXglobal Russia Index Fund	LU0269999958	M9SJ	2.05	0.70 %	152.31	23.81 %	32.65	23.21
<b>Switzerland</b>								
ComStage ETF SMI	LU0392496427	C030	0.53	0.25 %	16.01	18.62 %	42.78	22.71
db x-trackers SLI ETF	LU0322248146	DXS0	1.56	0.35 %	36.57	18.90 %	64.26	9.90
db x-trackers SMI ETF	LU0274221281	DBXS	9.07	0.30 %	20.38	15.34 %	42.14	178.67
iShares SMI (DE)	DE0005933964	EXI1	10.91	0.50 %	22.20	17.66 %	41.70	64.81
<b>South Africa</b>								
Lyxor ETF South Africa (FTSE JSE Top 40)	FR0010464446	LYMV	3.93	0.65 %	49.21	8.44 %	20.17	64.51
Market Access FTSE/JSE Africa Top 40	LU0270000028	M9SK	0.13	0.70 %	99.88	10.85 %	21.14	8.49
<b>South Korea</b>								
db x-trackers MSCI Korea TRN Index ETF	LU0292100046	DBX8	9.43	0.65 %	54.06	29.21 %	31.07	77.22
iShares MSCI Korea	DE000A0HG2L3	IQKQ	2.96	0.74 %	58.69	27.01 %	19.98	121.87
Lyxor ETF MSCI Korea	FR0010361691	LYMC	9.12	0.65 %	82.14	28.77 %	27.57	80.23
<b>Taiwan</b>								
ComStage ETF MSCI Taiwan TRN	LU0392495619	X019	5.07	0.60 %	21.66	21.54 %	10.55	23.03
db x-trackers MSCI Taiwan TRN Index ETF	LU0292109187	DBX5	18.56	0.65 %	50.40	17.62 %	10.61	84.77
iShares MSCI Taiwan	DE000A0HG2K5	IQQT	10.00	0.74 %	48.30	13.53 %	20.85	143.89
Lyxor ETF MSCI Taiwan	FR0010444786	LYQD	1.68	0.65 %	88.21	16.96 %	6.00	27.00
<b>Turkey</b>								
iShares MSCI Turkey	DE000A0LGQN1	IQQ5	1.97	0.74 %	89.92	26.76 %	22.11	90.66
Lyxor ETF Turkey (DJ Turkey Titans 20)	FR0010326256	LYYG	6.97	0.65 %	70.25	26.68 %	38.22	124.16
Market Access DJ Turkey Titans 20 Index Fund	LU0269999362	M9SE	0.42	0.60 %	139.90	28.59 %	119.10	5.96
<b>Vietnam</b>								
db x-trackers FTSE Vietnam ETF	LU0322252924	DXS7	6.84	0.85 %	73.23	20.26 %	35.79	126.94

## Equity Funds

## Regional Indices

	ISIN	Xetra Code	Ø Turnover/Month Q3 in € m	Management- Fee	XLM <sup>2)</sup> Sep. 09 in Bp	Performance <sup>1)</sup> Q3	NAV in € 30 Sep. 09	Assets u. M. <sup>3)</sup> in € m
<b>Afrika</b>								
Lyxor ETF Pan Africa	FR0010636464	LYQH	1.00	0.85 %	145.80	7.88 %	9.04	24.48
<b>Arabian Peninsula</b>								
iShares MSCI GCC Countries ex-Saudi Arabia	DE000A0RM470	EUN7	0.28	0.80 %	177.71	13.40 %	25.36	5.07
<b>Asia</b>								
db x-trackers MSCI AC Asia ex Japan TRN Ind.	LU0322252171	DXS5	14.24	0.65 %	41.29	14.17 %	18.14	85.42
iShares MSCI AC Far East ex-Japan	DE000A0HGZS9	IQQF	32.63	0.74 %	34.07	13.18 %	25.58	1,079.68
iShares MSCI AC Far East ex-Japan Small Cap	DE000A0RFEF2	IUS9	1.59	0.74 %	80.87	13.84 %	15.16	12.12
Lyxor ETF MSCI AC Asia-Pacific Ex Japan	FR0010312124	LYYQ	7.99	0.65 %	52.87	17.43 %	27.15	522.22
Lyxor ETF MSCI Asia APEX 50	FR0010652867	LYQI	2.51	0.50 %	63.17	12.77 %	50.17	18.67
Market Access DAXglobal Asia Index Fund	LU0259323235	M9SF	0.77	0.70 %	252.22	18.89 %	27.63	17.48
<b>Emerging Markets</b>								
ComStage ETF MSCI EM Eastern Europe TRN	LU0392495379	X016	0.20	0.60 %	27.81	20.75 %	27.44	12.46
db x-trackers MSCI EM Asia TRN Index ETF	LU0292107991	DBX2	32.46	0.65 %	45.00	14.90 %	21.27	403.06
db x-trackers MSCI EM EMEA TRN Index ETF	LU0292109005	DBX4	3.58	0.65 %	38.15	15.59 %	19.09	40.28
db x-trackers MSCI EM LATAM TRN Index ETF	LU0292108619	DBX3	22.07	0.65 %	41.51	19.79 %	35.71	201.76
db x-trackers MSCI Emerging Markets TRN Ind.	LU0292107645	DBX1	82.34	0.65 %	36.61	16.13 %	22.87	1,952.27
db x-trackers S&P Select Frontier ETF	LU0328476410	DXZ2	0.62	0.95 %	389.15	11.70 %	7.37	9.66
iShares FTSE BRIC 50	DE000A0MSAE7	IQQ9	19.23	0.74 %	58.19	13.53 %	18.90	311.77
iShares MSCI Emerging Markets	DE000A0HGZT7	IQQE	44.83	0.74 %	30.13	13.98 %	24.47	1,820.79



## Equity Funds

## Regional Indices

	ISIN	Xetra Code	Ø Turnover/Month Q3 in € m	Management- Fee	XLM <sup>2)</sup> Sep. 09 in Bp	Performance <sup>1)</sup> Q3	NAV in € 30 Sep. 09	Assets u. M. <sup>3)</sup> in € m
<b>Latin America</b>								
iShares MSCI Latin America	DE000A0NA0K7	IUSC	3.18	0.74 %	50.54	20.81 %	16.13	90.35
<b>North America</b>								
ComStage ETF MSCI North America TRN	LU0392494992	X013	0.76	0.25 %	19.00	11.64 %	18.98	37.28
iShares MSCI North America	DE000A0J2060	IQQN	5.10	0.40 %	22.68	10.46 %	14.47	578.66
<b>Eastern Europe</b>								
iShares DJ STOXX EU Enlarged 15 (DE)	DE000A0D8Q15	EXSJ	8.59	0.50 %	40.75	23.51 %	21.54	26.54
iShares MSCI Eastern Europe	DE000A0HGZV3	IQQR	7.17	0.74 %	63.68	20.60 %	17.89	153.82
Lyxor ETF Eastern Europe	FR0010204073	L8I2	9.56	0.50 %	63.88	26.44 %	17.31	269.76
<b>Pacific</b>								
ComStage ETF MSCI Pacific ex Japan TRN	LU0392495296	X015	6.47	0.60 %	19.92	24.53 %	24.73	25.71
ComStage ETF MSCI Pacific TRN	LU0392495023	X014	0.03	0.60 %	43.90	9.61 %	24.87	9.47
db x-trackers MSCI Pacific ex Japan TRN Ind.	LU0322252338	DXS6	5.34	0.45 %	30.08	22.18 %	24.99	120.19
<b>South-East Europe</b>								
Market Access South-East Europe Traded Ind.	LU0259329869	M9SG	0.09	0.80 %	216.06	16.27 %	12.15	4.67

## Equity Funds

## Sector Indices

	ISIN	Xetra Code	Ø Turnover/Month Q3 in € m	Management- Fee	XLM <sup>2)</sup> Sep. 09 in Bp	Performance <sup>1)</sup> Q3	NAV in € 30 Sep. 09	Assets u. M. <sup>3)</sup> in € m
<b>Alternative Investments</b>								
db x-trackers db Hedge Fund Index ETF	LU0328476337	DX2Y	12.18	0.90 %	50.11	4.21 %	10.86	292.87
db x-trackers LPX MM Private Equity ETF	LU0322250712	DX2D	1.50	0.70 %	67.01	24.55 %	16.90	19.26
db x-trackers S&P Global Infrastructure ETF	LU0322253229	DX2E	2.68	0.60 %	42.47	11.04 %	17.58	56.77
Easy ETF NMX Infrastructure Europe	LU0315455286	IM2S	0.04	0.50 %	118.21	10.83 %	21.69	2.76
Easy ETF NMX30 Infrastructure Global	LU0315440411	IM2R	0.59	0.50 %	125.36	10.26 %	21.60	14.91
ETFX DAXglobal Alternative Energy Fund	DE000A0Q8M94	ETLU	0.32	0.65 %	241.25	3.45 %	13.81	6.77
ETFX Janney Global Water Fund	DE000A0Q8M86	ETTL	0.02	0.65 %	202.71	8.32 %	31.29	1.83
ETFX S-Net ITG Global Agri Business Fund	DE000A0Q8NA2	ETLV	0.53	0.65 %	249.91	5.14 %	26.60	6.77
ETFX WNA Global Nuclear Energy Fund	DE000A0Q8M37	ETLN	0.59	0.65 %	159.75	7.42 %	20.09	15.70
iShares FTSE/Macquarie Gl. Infrastructure 100	DE000A0LGQM3	IQQI	1.99	0.65 %	22.78	4.93 %	15.33	254.55
iShares S&P Emerging Markets Infrastructure	DE000A0RFFS2	IUS8	0.84	0.74 %	73.44	6.79 %	13.55	27.10
iShares S&P Global Clean Energy	DE000A0MSX10	IQQH	3.94	0.65 %	51.84	-2.38 %	9.07	116.04
iShares S&P Global Timber&Forestry	DE000A0NA0H3	IUSB	1.09	0.65 %	42.91	20.74 %	9.75	16.57
iShares S&P Global Water	DE000A0MSAG2	IQQQ	1.12	0.65 %	38.20	9.06 %	14.42	106.71
iShares S&P Listed Private Equity	DE000A0MSAF4	IQQL	0.95	0.75 %	87.71	23.57 %	8.38	53.61
Lyxor ETF New Energy	FR0010524777	LYM9	1.79	0.60 %	77.52	9.02 %	22.97	94.09
Lyxor ETF Private Equity LPX50	FR0010413518	LSK6	0.28	0.70 %	107.11	30.34 %	5.80	8.98
Lyxor ETF PRIVEX	FR0010407197	LYM4	0.44	0.70 %	128.92	8.75 %	3.23	33.73
Lyxor ETF World Water	FR0010527275	LYM8	0.58	0.60 %	89.91	1.79 %	13.62	52.41
PowerShares Global Clean Energy Fund	IE00B23D9133	6PSG	0.44	1.00 %	103.72	10.29 %	5.55	5.95
PowerShares Global Listed Private Equity Fund	IE00B23D8Z06	6PSE	0.28	1.00 %	45.15	23.66 %	4.61	2.52
PowerShares Palisades Global Water Fund	IE00B23D9026	6PSF	0.02	1.00 %	36.59	10.52 %	6.60	4.29
<b>Automobiles &amp; Parts</b>								
ComStage ETF DJ STOXX 600 Auto. & P. TR	LU0378435043	C061	1.30	0.25 %	18.32	8.91 %	33.33	9.04
Dow Jones STOXX 600 Opt. Auto. & P. Source	IE00B5NLX835	SCOP	0.09	0.30 %	19.03	-	133.42	6.62
iShares DJ STOXX 600 Auto. & Parts (DE)	DE0006344716	EXV5	8.74	0.50 %	21.36	5.38 %	22.90	19.21
iShares DJ STOXX 600 Auto. & P. Swap (DE)	DE000A0D8Q56	EXXA	6.64	0.30 %	18.20	6.38 %	33.34	11.34
Lyxor ETF DJ STOXX 600 Automobiles & Parts	FR0010344630	LYYN	5.36	0.30 %	28.20	5.47 %	22.94	36.18
<b>Banks</b>								
ComStage ETF DJ STOXX 600 Banks TR	LU0378435399	C062	5.22	0.25 %	14.17	33.97 %	43.64	51.48
db x-trackers DJ STOXX 600 Banks ETF	LU0292103651	DXSF	19.76	0.30 %	23.03	32.63 %	43.24	288.82
Dow Jones STOXX 600 Opt. Banks Source	IE00B5MTWD60	SCOU	0.28	0.30 %	19.81	-	73.68	41.70
iShares DJ EURO STOXX Banks (DE)	DE0006289309	EXX1	23.61	0.50 %	17.63	30.76 %	23.38	227.05
iShares DJ STOXX 600 Banks (DE)	DE0006289341	EXV1	28.10	0.50 %	19.13	29.12 %	23.68	221.29
iShares DJ STOXX 600 Banks Swap (DE)	DE000A0D8Q64	EXXB	5.49	0.30 %	17.23	32.62 %	43.14	25.68
Lyxor ETF DJ STOXX 600 Banks	FR0010345371	LYYP	40.94	0.30 %	17.36	29.61 %	23.64	404.38
<b>Basic Resources</b>								
ComStage ETF DJ STOXX 600 B. Resources TR	LU0378435472	C063	5.59	0.25 %	14.96	22.17 %	69.27	46.27
db x-trackers DJ STOXX 600 Basic Resources	LU0292100806	DXSC	32.60	0.30 %	27.18	18.12 %	68.83	87.42
Dow Jones STOXX 600 Opt. B. Res. Source	IE00B5MTWY73	SCOW	1.42	0.30 %	19.83	-	234.75	93.76
iShares DJ STOXX 600 Basic Resources (DE)	DE0006344724	EXV6	40.59	0.50 %	27.16	16.31 %	40.43	214.27
iShares DJ STOXX 600 B. Res. Swap (DE)	DE000A0D8Q72	EXXC	8.63	0.30 %	18.65	18.10 %	68.32	41.05

## Equity Funds

## Sector Indices

	ISIN	Xetra Code	Ø Turnover/Month Q3 in € m	Management- Fee	XLM <sup>2)</sup> Sep. 09 in Bp	Performance <sup>1)</sup> Q3	NAV in € 30 Sep. 09	Assets u. M. <sup>3)</sup> in € m
<b>Basic Resources</b>								
Lyxor ETF DJ STOXX 600 Basic Resources	FR0010345389	LYYX	21.14	0.30 %	22.68	16.00 %	40.32	191.40
Market Access AMEX Gold Bugs Indexfonds	LU0259322260	M9SD	20.73	0.70 %	79.62	18.06 %	118.37	125.41
<b>Chemicals</b>								
ComStage ETF DJ STOXX 600 Chemicals TR	LU0378435555	C064	1.05	0.25 %	15.34	18.40 %	66.62	20.54
Dow Jones STOXX 600 Opt. Chemicals Source	IE00B5MTY077	SC00	0.00	0.30 %	17.15	-	146.70	25.94
iShares DJ STOXX 600 Chemicals (DE)	DE0006344732	EXV7	7.53	0.50 %	15.37	15.88 %	39.62	20.78
iShares DJ STOXX 600 Chemicals Swap (DE)	DE000A0D8Q80	EXXD	5.33	0.30 %	17.52	19.99 %	66.57	20.64
Lyxor ETF DJ STOXX 600 Chemicals	FR0010345470	LYYY	5.23	0.30 %	20.72	16.13 %	39.66	50.61
<b>Construction &amp; Materials</b>								
ComStage ETF DJ STOXX 600 Con. & Mat. TR	LU0378435639	C065	1.16	0.25 %	14.39	26.77 %	42.36	23.19
Dow Jones STOXX 600 Opt. Con. & Mat. S.	IE00B5MTY309	SC01	0.99	0.30 %	19.62	-	158.10	17.96
iShares DJ STOXX 600 Con. & Materials (DE)	DE0006344740	EXV8	3.85	0.50 %	33.50	21.77 %	26.62	23.93
iShares DJ STOXX 600 Con. & Mat. Swap (DE)	DE000A0F5T02	EXXE	1.35	0.30 %	22.09	24.65 %	42.23	21.69
Lyxor ETF DJ STOXX 600 Con. & Materials	FR0010345504	LYYZ	4.72	0.30 %	27.04	20.39 %	26.45	53.80
<b>Financial Services</b>								
ComStage ETF DJ STOXX 600 Fin. Services TR	LU0378435712	C066	0.47	0.25 %	20.32	14.26 %	39.50	8.19
Dow Jones STOXX 600 Opt. Fin. Services S.	IE00B5MTYK77	SC02	0.00	0.30 %	23.88	-	81.35	6.61
iShares DJ STOXX 600 Financial Services (DE)	DE0006344773	EXH2	2.04	0.50 %	23.88	11.02 %	23.38	18.03
iShares DJ STOXX 600 Fin. Services Swap (DE)	DE000A0F5T10	EXXF	2.13	0.30 %	22.86	14.31 %	39.45	7.59
Lyxor ETF DJ STOXX 600 Financial Services	FR0010345363	LYMA	5.10	0.30 %	22.74	10.14 %	23.24	20.73
<b>Food &amp; Beverage</b>								
ComStage ETF DJ STOXX 600 Food & Bev. TR	LU0378435803	C067	0.99	0.25 %	14.52	16.08 %	41.89	21.93
db x-trackers DJ STOXX 600 Food & Bev.	LU0292105359	DXSK	1.72	0.30 %	26.19	14.22 %	42.08	43.34
Dow Jones STOXX 600 Opt. Food & Bev. S.	IE00B5MTYL84	SC03	0.51	0.30 %	16.78	-	130.99	12.14
iShares DJ STOXX 600 Food & Beverage (DE)	DE0006344781	EXH3	9.41	0.50 %	23.93	11.92 %	27.05	33.85
iShares DJ STOXX 600 Food & Bev. Swap (DE)	DE000A0F5T28	EXXG	1.88	0.30 %	16.64	14.21 %	41.87	61.39
Lyxor ETF DJ STOXX 600 Food & Beverage	FR0010344861	LYYR	3.43	0.30 %	22.97	10.93 %	26.99	69.90
<b>Health Care</b>								
ComStage ETF DJ STOXX 600 Health Care TR	LU0378435985	C068	0.87	0.25 %	17.17	9.87 %	47.40	48.26
db x-trackers DJ STOXX 600 Health Care ETF	LU0292103222	DXSE	7.12	0.30 %	32.74	12.40 %	47.15	82.51
Dow Jones STOXX 600 Opt. Health Care S.	IE00B5MJYY16	SC0T	0.29	0.30 %	16.81	-	88.67	94.74
iShares DJ EURO STOXX Health Care (DE)	DE0006289333	EXX4	2.80	0.50 %	25.13	11.23 %	38.91	7.59
iShares DJ STOXX 600 Health Care (DE)	DE0006289374	EXV4	21.26	0.50 %	19.92	9.13 %	33.93	169.20
iShares DJ STOXX 600 Health Care Swap (DE)	DE000A0F5T36	EXXH	1.47	0.30 %	19.30	12.39 %	47.09	24.91
Lyxor ETF DJ STOXX 600 Health Care	FR0010344879	LYYS	5.33	0.30 %	19.89	8.80 %	33.87	233.92
<b>Industrial Goods &amp; Services</b>								
ComStage ETF DJ STOXX 600 Ind. G. & S. TR	LU0378436017	C069	0.11	0.25 %	17.09	24.77 %	35.58	9.11
db x-trackers DJ STOXX 600 Industrial Goods	LU0292106084	DXSL	1.65	0.30 %	31.55	22.10 %	35.34	16.96
Dow Jones STOXX 600 Opt. Ind. G. & S. S.	IE00B5MJYX09	SC0S	0.21	0.30 %	21.02	-	83.72	131.44
iShares DJ STOXX 600 Ind. G. & Services (DE)	DE0006344799	EXH4	10.65	0.50 %	29.35	19.06 %	23.42	43.90
iShares DJ STOXX 600 Ind. G. & S. Swap (DE)	DE000A0F5T44	EXXI	0.41	0.30 %	23.98	22.06 %	35.35	32.88
Lyxor ETF DJ STOXX 600 Ind. G. & Services	FR0010344887	LYYT	2.14	0.30 %	26.02	18.80 %	23.38	41.15
<b>Insurance</b>								
ComStage ETF DJ STOXX 600 Insurance TR	LU0378436108	C070	0.22	0.25 %	12.81	28.84 %	24.38	44.41
db x-trackers DJ STOXX 600 Insurance ETF	LU0292105193	DXSJ	3.58	0.30 %	30.82	29.94 %	24.88	36.45
Dow Jones STOXX 600 Opt. Insurance S.	IE00B5MTXJ97	SC0Y	0.18	0.30 %	16.57	-	42.59	112.45
iShares DJ STOXX 600 Insurance (DE)	DE0006289416	EXH5	21.97	0.50 %	24.45	24.22 %	15.95	124.61
iShares DJ STOXX 600 Insurance Swap (DE)	DE000A0F5T51	EXXJ	2.60	0.30 %	28.19	29.93 %	24.79	49.09
Lyxor ETF DJ STOXX 600 Insurance	FR0010344903	LYYQ	1.29	0.30 %	28.41	25.29 %	15.95	77.16
<b>Media</b>								
ComStage ETF DJ STOXX 600 Media TR	LU0378436363	C071	0.08	0.25 %	17.82	19.60 %	22.94	9.55
Dow Jones STOXX 600 Opt. Media Source ETF	IE00B5MTZ488	SC06	0.13	0.30 %	18.43	-	42.36	6.79
iShares DJ STOXX 600 Media (DE)	DE0006289424	EXH6	3.21	0.50 %	42.90	14.53 %	15.21	17.10
iShares DJ STOXX 600 Media Swap (DE)	DE000A0F5T69	EXXK	0.65	0.30 %	28.85	19.42 %	22.69	12.02
Lyxor ETF DJ STOXX 600 Media	FR0010344929	LYYU	0.42	0.30 %	30.15	13.66 %	15.14	19.07
<b>Oil &amp; Gas</b>								
ComStage ETF DJ STOXX 600 Oil & Gas TR	LU0378436447	C072	1.98	0.25 %	17.42	7.85 %	55.56	43.51
db x-trackers DJ STOXX 600 Oil & Gas ETF	LU0292101796	DXSD	12.95	0.30 %	26.78	8.52 %	55.24	124.30
Dow Jones STOXX 600 Opt. Oil & Gas Source	IE00B5MTWH09	SC0V	0.06	0.30 %	16.53	-	120.18	43.95
iShares DJ STOXX 600 Oil & Gas (DE)	DE0006344765	EXH1	23.34	0.50 %	27.52	5.01 %	30.81	128.14
iShares DJ STOXX 600 Oil & Gas Swap (DE)	DE000A0F5T77	EXXL	6.38	0.30 %	13.61	8.50 %	54.90	31.82
Lyxor ETF DJ STOXX 600 Oil & Gas	FR0010344960	LYMB	9.21	0.30 %	20.38	3.51 %	30.64	189.68
<b>Personal &amp; Household Goods</b>								
ComStage ETF DJ STOXX 600 P. & H. G. TR	LU0378436520	C073	0.26	0.25 %	14.18	18.00 %	47.36	9.79
Dow Jones STOXX 600 Opt. P. & H. Goods S.	IE00B5MTZ595	SC04	0.42	0.30 %	19.04	-	144.10	6.75



## Equity Funds

## Sector Indices

	ISIN	Xetra Code	Ø Turnover/Month Q3 in € m	Management- Fee	XLM <sup>2)</sup> Sep. 09 in Bp	Performance <sup>1)</sup> Q3	NAV in € 30 Sep. 09	Assets u. M. <sup>3)</sup> in € m
<b>Personal &amp; Household Goods</b>								
iShares DJ STOXX 600 Pers. & H. Goods (DE)	DE0006289432	EXH7	5.41	0.50 %	30.63	14.36 %	29.94	18.37
iShares DJ STOXX 600 P. & H. G. Swap (DE)	DE000A0F5T85	EXXM	0.40	0.30 %	20.01	17.53 %	46.87	28.84
Lyxor ETF DJ STOXX 600 Pers. & H. Goods	FR0010344978	LYVY	1.19	0.30 %	24.58	14.13 %	29.81	53.71
<b>Real Estate</b>								
ComStage ETF DJ STOXX 600 Real Estate TR	LU0378436793	C074	0.24	0.25 %	29.59	32.06 %	13.44	9.20
EasyETF EPRA Eurozone	LU0192223062	IM2A	3.24	0.45 %	101.17	29.33 %	157.30	180.47
iShares DJ STOXX 600 Real Estate (DE)	DE000A0H0751	EXI5	7.64	0.45 %	43.53	28.86 %	10.27	40.13
iShares DJ STOXX Americas 600 R. Estate (DE)	DE000A0H0769	EXI6	2.04	0.70 %	70.71	24.60 %	7.75	6.67
iShares DJ STOXX As. Pac. 600 R. Estate (DE)	DE000A0H0777	EXI7	2.77	0.70 %	66.21	5.98 %	8.86	16.08
iShares FTSE EPRA/NAREIT Asia Prop. Yield	DE000A0LGQJ9	IQQ4	4.68	0.59 %	62.26	14.76 %	14.87	107.05
iShares FTSE EPRA/NAREIT GI. Prop. Yield	DE000A0LGQL5	IQQ6	4.67	0.59 %	61.29	18.95 %	10.63	141.17
iShares FTSE EPRA/NAREIT US Property Yield	DE000A0LGQK7	IQQ7	6.70	0.40 %	71.41	27.84 %	9.69	96.89
iShares FTSE/EPRA European Property	DE000A0HG2Q2	IQQP	25.17	0.40 %	37.30	32.26 %	22.13	380.60
<b>Retail</b>								
ComStage ETF DJ STOXX 600 Retail TR	LU0378436876	C075	0.66	0.25 %	16.49	7.70 %	36.28	9.77
Dow Jones STOXX 600 Opt. Retail Source	IE00B5MTZM66	SC05	0.00	0.30 %	17.33	–	94.01	14.83
iShares DJ STOXX 600 Retail (DE)	DE0006289440	EXH8	5.25	0.50 %	23.15	4.35 %	22.54	16.05
iShares DJ STOXX 600 Retail Swap (DE)	DE000A0F5T93	EXXN	1.42	0.30 %	18.32	7.37 %	35.99	18.87
Lyxor ETF DJ STOXX 600 Retail	FR0010344986	LYYI	2.31	0.30 %	27.71	4.25 %	22.56	37.99
<b>Technology</b>								
ComStage ETF DJ STOXX 600 Technology TR	LU0378437098	C076	0.63	0.25 %	19.95	12.05 %	25.14	23.95
db x-trackers DJ STOXX 600 Technology ETF	LU0292104469	DXSH	1.56	0.30 %	31.35	12.10 %	25.07	27.70
Dow Jones STOXX 600 Opt. Technology Source	IE00B5MTWZ80	SC0X	0.08	0.30 %	21.29	–	27.23	6.66
iShares DJ EURO STOXX Technology (DE)	DE0006289325	EXX3	1.95	0.50 %	25.02	10.97 %	22.66	13.37
iShares DJ STOXX 600 Technology (DE)	DE0006289366	EXV3	8.25	0.50 %	23.98	9.78 %	19.08	27.17
iShares DJ STOXX 600 Technology Swap (DE)	DE000A0F5UA6	EXXP	2.05	0.30 %	25.87	12.10 %	25.02	15.67
iShares TecDAX (DE)	DE0005933972	EXS2	30.56	0.50 %	30.38	20.86 %	7.30	89.49
Lyxor ETF DJ STOXX 600 Technology	FR0010344796	LYYW	1.45	0.30 %	26.85	10.02 %	19.10	48.14
<b>Telecommunication</b>								
ComStage ETF DJ STOXX 600 Telecom. TR	LU0378437171	C077	0.36	0.25 %	11.73	16.62 %	43.18	29.07
db x-trackers DJ STOXX 600 Telecom.	LU0292104030	DXSG	5.87	0.30 %	23.17	14.70 %	42.83	62.54
Dow Jones STOXX 600 Opt. Telecom. Source	IE00B5MJYB88	SC0Q	0.22	0.30 %	15.17	–	70.16	10.31
iShares DJ EURO STOXX Telecom. (DE)	DE0006289317	EXX2	4.60	0.50 %	20.44	11.13 %	41.72	32.66
iShares DJ STOXX 600 Telecom. (DE)	DE0006289358	EXV2	30.91	0.50 %	18.09	11.74 %	25.70	79.54
iShares DJ STOXX 600 Telecom. Swap (DE)	DE000A0F5UB4	EXXQ	0.77	0.30 %	16.13	14.68 %	42.80	13.02
Lyxor ETF DJ STOXX 600 Telecommunications	FR0010344812	LYYK	3.32	0.30 %	19.35	8.11 %	25.06	208.11
<b>Travel &amp; Leisure</b>								
ComStage ETF DJ STOXX 600 Tr. & Leis. TR	LU0378437254	C078	0.17	0.25 %	18.43	14.25 %	16.42	7.95
Dow Jones STOXX 600 Opt. Travel & Leisure S.	IE00B5MJYC95	SC0R	0.00	0.30 %	22.10	–	71.04	6.74
iShares DJ STOXX 600 Travel & Leisure (DE)	DE0006344757	EXV9	2.20	0.50 %	50.85	9.74 %	10.59	6.73
iShares DJ STOXX 600 Tr. & Leis. Swap (DE)	DE000A0F5UC2	EXXR	1.09	0.30 %	30.27	13.92 %	16.29	14.96
Lyxor ETF DJ STOXX 600 Travel & Leisure	FR0010344838	LYYL	1.46	0.30 %	40.31	10.06 %	10.50	38.89
<b>Utilities</b>								
ComStage ETF DJ STOXX 600 Utilities TR	LU0378437338	C079	3.02	0.25 %	11.00	13.56 %	64.07	50.12
db x-trackers DJ STOXX 600 Utilities ETF	LU0292104899	DXSI	2.32	0.30 %	30.73	12.32 %	64.26	35.02
Dow Jones STOXX 600 Opt. Utilities Source	IE00B5MTXK03	SC0Z	2.13	0.30 %	17.92	–	143.71	71.78
iShares DJ STOXX 600 Utilities (DE)	DE0006289457	EXH9	15.04	0.50 %	18.61	8.38 %	34.02	116.39
iShares DJ STOXX 600 Utilities Swap (DE)	DE000A0F5UD0	EXXS	3.66	0.30 %	12.97	12.26 %	64.36	24.25
Lyxor ETF DJ STOXX 600 Utilities	FR0010344853	LYYM	5.99	0.30 %	15.62	6.57 %	33.59	141.18

## Bond Funds

	ISIN	Xetra Code	Ø Turnover/Month Q3 in € m	Management- Fee	XLM <sup>2)</sup> Sep. 09 in Bp	Performance <sup>1)</sup> Q3	NAV in € 30 Sep. 09	Assets u. M. <sup>3)</sup> in € m
<b>Money Market</b>								
ComStage ETF Commerzbank EONIA Index TR	LU0378437684	C100	35.25	0.10 %	0.65	0.08 %	101.86	254.67
ComStage ETF Coba FED Funds Eff. Rate I. TR	LU0378437767	C101	0.05	0.10 %	29.01	–3.81 %	68.80	41.28
db x-trackers II EONIA TR Index ETF	LU0290358497	DBXT	520.28	0.15 %	0.32	0.05 %	138.13	2,091.18
db x-trackers II EONIA TRI ETF 1D	LU0335044896	DX22	13.45	0.15 %	0.64	–0.84 %	134.06	135.14
db x-trackers II EURO INT. RATE VOLA. TRI	LU0378818644	DX24	4.76	0.25 %	64.46	0.94 %	99.99	15.00
db x-trackers II FED Funds Eff. Rate TRI ETF	LU0321465469	DXSZ	0.83	0.15 %	42.48	–3.82 %	116.81	27.58
db x-trackers II SONIA TRI ETR	LU0321464652	DXS1	0.05	0.15 %	38.18	–6.74 %	202.27	13.94

## Bond Funds

	ISIN	Xetra Code	Ø Turnover/Month Q3 in € m	Management- Fee	XLM <sup>2)</sup> Sep. 09 in Bp	Performance <sup>1)</sup> Q3	NAV in € 30 Sep. 09	Assets u. M. <sup>3)</sup> in € m
<b>Money Market</b>								
EasyETF EuroMTS Eonia	FR0010616268	XEYU	0.09	0.15 %	10.48	-	138.37	39.47
iShares eb.rexx Money Market	DE000A0Q4R29	EXVM	130.33	0.12 %	3.47	0.25 %	96.72	995.35
Lyxor ETF Euro Cash	FR0010510800	LBI3	62.81	0.15 %	0.95	0.06 %	105.62	1,584.30
<b>Inflation-Linked Bonds</b>								
db x-trackers II Euro Infl. Swap 5 year TRI	LU0426245436	DX20	2.07	0.20 %	17.34	-	114.86	4.60
db x-trackers II iBoxx € Infl.-Linked TRI	LU0290358224	DBXK	9.92	0.20 %	34.82	3.85 %	166.98	142.09
db x-trackers II iBoxx Gl. Infl.-Link. TRI Hedged	LU0290357929	DBXH	13.66	0.25 %	54.38	3.39 %	161.56	315.62
iShares \$ TIPS	DE000A0LGQF7	IUST	0.44	0.25 %	34.35	-1.14 %	106.95	427.82
iShares € Inflation Linked Bond	DE000A0HG2S8	IBCI	11.18	0.25 %	26.63	3.86 %	178.11	623.37
iShares Global Inflation-Linked Bond	DE000A0RFED7	IUS5	0.06	0.25 %	37.02	1.26 %	84.15	26.93
Lyxor ETF EuroMTS Inflation Linked	FR0010174292	LYQ7	7.32	0.20 %	35.52	4.31 %	116.49	640.70
<b>Credit Derivatives</b>								
db x-trackers II iTraxx Crossover 5-year TRI	LU0290359032	DBXM	11.53	0.24 %	35.24	8.22 %	105.01	134.12
db x-trackers II iTraxx Europe 5-year TRI	LU0290358653	DXSQ	37.99	0.18 %	18.81	1.20 %	106.56	207.37
db x-trackers II iTraxx Euro. S. Fin. 5-year TRI	LU0378819295	DBZD	0.04	0.18 %	24.18	1.83 %	107.76	19.42
db x-trackers II iTraxx Euro. Sub. F. 5-year TRI	LU0378819378	DBZE	0.01	0.21 %	37.43	3.68 %	108.34	7.59
db x-trackers II iTraxx HiVol 5-year TRI	LU0290358737	DBXL	2.42	0.21 %	36.84	3.26 %	108.26	38.08
EasyETF - iTraxx Crossover	LU0281436138	IM2H	1.36	0.25 %	91.93	8.26 %	104.34	65.14
EasyETF - iTraxx Europe HiVol	LU0281436302	IM2I	0.06	0.20 %	88.17	3.35 %	108.14	134.27
<b>Jumbos</b>								
db x-trackers II iBoxx € Ger. Covered TRI ETF	LU0321463506	DXSW	33.13	0.15 %	14.71	2.36 %	161.87	295.60
iShares € Covered Bond	DE000A0RFEE5	IUS6	2.12	0.20 %	38.62	4.63 %	138.71	33.29
iShares eb.rexx Jumbo Pfandbriefe (DE)	DE0002635265	EXHE	74.36	0.09 %	12.97	1.38 %	107.08	1,276.19
Lyxor ETF EuroMTS Covered Bond Aggregate	FR0010481127	LRX2	1.41	0.17 %	41.69	5.74 %	116.27	58.14
<b>Government Bonds</b>								
db x-trackers II Em. Markets Liquid Eurobond	LU0321462953	DXSU	3.84	0.55 %	87.90	8.42 %	218.57	56.95
db x-trackers II Global Sovereign EUR Hedged	LU0378818131	DBZB	0.05	0.25 %	67.02	1.54 %	179.90	16.20
db x-trackers II iBoxx € Sov. Euroz. 10-15 TRI	LU0290357333	DBXC	10.68	0.15 %	19.74	4.88 %	172.15	76.04
db x-trackers II iBoxx € Sov. Euroz. 1-3 TRI	LU0290356871	DBXP	70.29	0.15 %	3.28	0.96 %	152.41	881.83
db x-trackers II iBoxx € Sov. Euroz. 15+ TRI	LU0290357507	DBXF	2.62	0.15 %	29.77	6.13 %	177.19	17.34
db x-trackers II iBoxx € Sov. Euroz. 25+ TRI	LU0290357846	DBXG	0.86	0.15 %	34.56	6.37 %	177.88	14.15
db x-trackers II iBoxx € Sov. Euroz. 3-5 TRI	LU0290356954	DBXQ	32.58	0.15 %	5.80	1.69 %	162.30	758.87
db x-trackers II iBoxx € Sov. Euroz. 5-7 TRI	LU0290357176	DBXR	48.82	0.15 %	9.31	2.41 %	169.02	440.44
db x-trackers II iBoxx € Sov. Euroz. 7-10 TRI	LU0290357259	DBXB	16.08	0.15 %	13.88	3.17 %	171.83	209.48
db x-trackers II iBoxx € Sov. Euroz. TRI	LU0290355717	DBXN	51.97	0.15 %	12.11	2.85 %	164.94	726.83
ETFlab Dt. Börse EUROGOV® Germany	DE000ETFL177	EL4R	0.56	0.15 %	9.94	1.47 %	104.79	31.77
ETFlab Dt. Börse EUROGOV® Germany 10+	DE000ETFL219	EL4V	3.82	0.15 %	23.80	5.03 %	110.11	30.84
ETFlab Dt. Börse EUROGOV® Germany 1-3	DE000ETFL185	EL4S	0.26	0.15 %	8.82	0.13 %	96.15	40.31
ETFlab Dt. Börse EUROGOV® Germany 3-5	DE000ETFL193	EL4T	0.00	0.15 %	9.93	0.87 %	102.85	29.09
ETFlab Dt. Börse EUROGOV® Germany 5-10	DE000ETFL201	EL4U	5.80	0.15 %	10.25	2.09 %	109.11	32.16
ETFlab Dt. Börse EUROGOV® Ger. Money M.	DE000ETFL227	EL4W	3.92	0.15 %	11.10	-0.64 %	89.67	117.13
ETFlab iBoxx € Liquid Sov. Diversified 10+	DE000ETFL169	EL4Q	0.00	0.15 %	35.88	4.97 %	97.47	29.32
ETFlab iBoxx € Liquid Sov. Diversified 1-10	DE000ETFL110	EL4K	2.63	0.15 %	16.69	2.29 %	105.72	31.74
ETFlab iBoxx € Liquid Sov. Diversified 1-3	DE000ETFL128	EL4L	6.74	0.15 %	12.98	1.18 %	106.51	92.68
ETFlab iBoxx € Liquid Sov. Diversified 3-5	DE000ETFL136	EL4M	0.00	0.15 %	13.45	1.07 %	104.75	31.41
ETFlab iBoxx € Liquid Sov. Diversified 5-7	DE000ETFL144	EL4N	0.21	0.15 %	17.09	2.24 %	104.46	31.35
ETFlab iBoxx € Liquid Sov. Diversified 7-10	DE000ETFL151	EL4P	0.14	0.15 %	18.84	2.47 %	104.77	31.48
iShares \$ Treasury Bond 1-3	DE000A0J2078	IUSU	1.71	0.20 %	10.51	-3.80 %	88.46	150.38
iShares \$ Treasury Bond 7-10	DE000A0LQQB6	IUSM	2.95	0.20 %	18.55	-1.52 %	117.17	119.52
iShares € Government Bond 1-3	DE000A0J21A7	IBCA	8.04	0.20 %	4.84	-0.17 %	136.27	436.07
iShares € Government Bond 15-30	DE000A0LGQC4	IBCL	3.15	0.20 %	21.09	5.99 %	159.76	156.56
iShares € Government Bond 3-5	DE000A0LGQD2	IBCN	18.59	0.20 %	7.14	1.61 %	148.30	394.46
iShares € Government Bond 7-10	DE000A0LGQH3	IBCM	19.72	0.20 %	6.51	2.55 %	156.12	368.44
iShares Barclays Euro Treasury Bond 0-1 ETF	DE000A0ARM462	EUN6	0.38	0.20 %	13.68	0.22 %	100.39	21.05
iShares Citigroup Global Government Bond ETF	DE000A0ARM439	EUN3	1.35	0.20 %	18.74	1.62 %	75.15	60.27
iShares eb.rexx Gov. Germany (DE)	DE0006289465	EXHA	74.34	0.15 %	5.74	1.51 %	136.40	496.20
iShares eb.rexx Gov. Germany 1.5-2.5 (DE)	DE0006289473	EXHB	109.39	0.15 %	5.56	0.77 %	101.04	988.57
iShares eb.rexx Gov. Germany 10.5+ (DE)	DE000A0D8Q31	EXX6	13.52	0.15 %	23.97	6.08 %	127.34	136.97
iShares eb.rexx Gov. Germany 2.5-5.5 (DE)	DE0006289481	EXHC	58.79	0.15 %	7.10	1.76 %	109.88	562.63
iShares eb.rexx Gov. Germany 5.5-10.5 (DE)	DE0006289499	EXHD	84.14	0.15 %	6.74	3.18 %	119.87	796.76
iShares iBoxx € Liq. Sov. Cap. 1.5-10.5 (DE)	DE000A0H0785	EXHF	13.01	0.15 %	14.97	1.58 %	109.99	237.11
iShares iBoxx € Liq. Sov. Capped 1.5-2.5 (DE)	DE000A0H0793	EXHG	17.80	0.15 %	8.01	1.00 %	103.69	114.23
iShares iBoxx € Liq. Sov. Capped 10.5+ (DE)	DE000A0H08C4	EXHK	3.20	0.15 %	32.17	4.73 %	107.14	21.45
iShares iBoxx € Liq. Sov. Capped 2.5-5.5 (DE)	DE000A0H08A8	EXHH	9.90	0.15 %	9.21	1.45 %	109.58	150.27
iShares iBoxx € Liq. Sov. Cap. 5.5-10.5 (DE)	DE000A0H08B6	EXHJ	16.88	0.15 %	17.20	2.00 %	110.32	209.17
iShares JPMorgan \$ Emerging Markets Bond	DE000A0RFFTO	IUS7	0.89	0.45 %	78.23	4.51 %	68.65	82.38

## Bond Funds

	ISIN	Xetra Code	Ø Turnover/Month Q3 in € m	Management- Fee	XLM <sup>2)</sup> Sep. 09 in Bp	Performance <sup>1)</sup> Q3	NAV in € 30 Sep. 09	Assets u. M. <sup>3)</sup> in € m
<b>Government Bonds</b>								
Lyxor ETF EuroMTS 10-15Y	FR0010037242	LYQ6	3.01	0.17 %	19.27	5.20 %	134.74	303.17
Lyxor ETF EuroMTS 1-3Y	FR0010222224	LYQ2	16.13	0.17 %	6.71	1.00 %	116.04	899.31
Lyxor ETF EuroMTS 15+Y	FR0010481093	LRX1	1.03	0.17 %	30.63	6.78 %	118.55	154.12
Lyxor ETF EuroMTS 3-5Y	FR0010037234	LYQ3	20.64	0.17 %	7.03	1.70 %	126.38	1,042.64
Lyxor ETF EuroMTS 5-7Y	FR0010411413	LYM5	20.37	0.17 %	10.61	2.44 %	118.60	628.58
Lyxor ETF EuroMTS 7-10Y	FR0010411439	LYM6	12.75	0.17 %	12.40	3.18 %	117.97	442.39
Lyxor ETF EuroMTS Global	FR0010028860	LYQ1	0.88	0.17 %	18.56	2.98 %	130.46	998.02
PowerShares EuroMTS Cash 3 Months Fund	IE00B3BPCH51	PJEU	6.15	0.15 %	5.00	0.16 %	100.97	119.65
<b>Corporate Bonds</b>								
iShares \$ Corporate Bond	DE000A0DPYY0	IBCD	0.73	0.20 %	81.92	4.34 %	67.94	414.43
iShares € Corporate Bond	DE0002511243	IBCS	114.25	0.20 %	10.63	2.35 %	119.48	3,193.59
iShares Barclays Euro Aggregate Bond ETF	DE000A0RM447	EUN4	0.44	0.25 %	44.08	3.40 %	104.90	47.48
iShares Barclays Euro Corporate Bond ETF	DE000A0RM454	EUN5	3.56	0.20 %	30.43	6.01 %	113.29	325.21
Lyxor ETF EURO CORPORATE BONDS	FR0010737544	LYQJ	8.40	0.20 %	49.62	-1.04 %	108.82	380.87

## Commodity Funds

	ISIN	Xetra Code	Ø Turnover/Month Q3 in € m	Management- Fee	XLM <sup>2)</sup> Sep. 09 in Bp	Performance <sup>1)</sup> Q3	NAV in € 30 Sep. 09	Assets u. M. <sup>3)</sup> in € m
ComStage ETF Cobra Commodity EW Index TR	LU0419741177	C090	0.83	0.30 %	56.74	-1.31 %	74.20	101.14
db x-trackers C. B. - S&P GSCI L. Energy Euro	LU0411078123	DX26	3.31	1.00 %	98.27	1.05 %	14.96	155.57
db x-trackers DB Commodity Booster DJ-UBSCI	LU0429790743	DBZN	0.72	0.95 %	100.97	-	25.01	32.13
db x-trackers DBLCI - OY Balanced ETF	LU0292106167	DXSM	43.95	0.55 %	77.96	6.05 %	27.10	676.93
Easy ETF GSAL	LU0252701189	IM2G	5.76	0.45 %	47.59	-8.10 %	63.29	60.98
EasyETF GS Ultra-Light Energy	LU0246046329	IM2F	0.26	0.45 %	48.13	-2.49 %	167.95	11.28
EasyETF GSCI	LU0203243414	IM2E	15.30	0.45 %	60.42	-5.98 %	27.65	116.42
EasyETF GSNE	LU0230484932	IM2B	3.82	0.45 %	48.27	-0.55 %	137.21	35.50
EasyETF S&P GSCI Light Energy Dynamic TR	LU0309198074	IM2K	1.13	0.45 %	172.50	-3.40 %	200.70	7.17
ETFX Russell Global Gold Fund ETF	DE000A0Q8NC8	ETLX	0.39	0.65 %	212.09	12.03 %	26.97	26.70
iShares DJ-AIG Commodity Swap (DE)	DE000A0H0728	EXXY	28.94	0.45 %	62.11	0.04 %	23.24	218.67
Lyxor ETF Commodities CRB	FR0010270033	LYY6	14.16	0.35 %	34.56	-0.58 %	17.20	490.20
Lyxor ETF Commodities CRB Non-Energy	FR0010346205	LYYH	1.43	0.35 %	39.99	4.93 %	14.69	77.86
Market Access Jim Rogers Int. Commodity	LU0249326488	M9SA	9.22	0.50 %	68.60	-4.91 %	18.99	150.17
Market Access RICI-Agriculture Indexfonds	LU0259321452	M9SB	6.57	0.85 %	59.32	-6.73 %	70.36	81.59
Market Access RICI-Metals Indexfonds	LU0259320728	M9SC	2.67	0.85 %	71.46	13.59 %	92.69	24.60

## Currency Funds

	ISIN	Xetra Code	Ø Turnover/Month Q3 in € m	Management- Fee	XLM <sup>2)</sup> Sep. 09 in Bp	Performance <sup>1)</sup> Q3	NAV in € 30 Sep. 09	Assets u. M. <sup>3)</sup> in € m
db x-trackers Currency Carry ETF	LU0328474126	DX2N	0.20	0.30 %	42.28	6.65 %	50.18	9.53
db x-trackers Currency Momentum ETF	LU0328474043	DX2M	0.19	0.30 %	53.21	-1.28 %	38.05	3.81
db x-trackers Currency Returns ETF	LU0328474472	DX2P	6.43	0.30 %	34.83	0.38 %	49.02	96.82
db x-trackers Currency Valuation ETF	LU0328473748	DX2L	7.36	0.30 %	37.29	-4.32 %	49.87	34.16

**Strategy Funds**

	ISIN	Xetra Code	Ø Turnover/Month Q3 in € m	Management-Fee	XLM <sup>2)</sup> Sep. 09 in Bp	Performance <sup>1)</sup> Q3	NAV in € 30 Sep. 09	Assets u. M. <sup>3)</sup> in € m
<b>Derivative Strategy</b>								
Lyxor ETF DAXplus Covered Call	LU0252635023	LYY9	2.70	0.40 %	86.43	15.99 %	49.03	10.66
Lyxor ETF DAXplus Protective Put	LU0288030280	LYMT	2.30	0.40 %	100.57	14.74 %	38.93	27.64
Lyxor ETF DJ EURO STOXX 50 Buywrite	FR0010389205	LYM3	0.95	0.40 %	158.01	13.52 %	12.51	42.10
<b>Dividend Strategy</b>								
ComStage DJ EURO STOXX Sel. Div. 30 TR	LU0378434236	C051	1.33	0.25 %	7.98	29.98 %	25.58	122.14
db x-trackers DJ EURO STOXX Sel. Div. 30	LU0292095535	DXSA	5.84	0.30 %	25.06	24.72 %	17.67	46.28
db x-trackers DJ STOXX Gl. Sel. Dividend 100	LU0292096186	DXSB	19.18	0.50 %	29.55	16.11 %	17.24	132.94
DJ EURO STOXX Select Dividend 30 Source	IE00B60SX626	SC0M	0.89	0.30 %	22.15	23.68 %	24.46	22.08
ETFlab DAXplus® Maximum Dividend	DE000ETFL235	EL4X	2.58	0.30 %	24.76	21.92 %	83.82	9.72
ETFlab DJ EURO STOXX Select Dividend 30	DE000ETFL078	EL4G	1.53	0.30 %	24.82	26.12 %	17.08	24.08
iShares DivDAX (DE)	DE0002635273	EXSB	29.64	0.30 %	19.37	14.63 %	10.42	156.42
iShares DJ Asia Pacific Select Dividend 30 (DE)	DE000A0H0744	EXXW	4.08	0.30 %	84.51	22.19 %	22.36	52.65
iShares DJ Asia/Pacific Select Dividend	DE000A0J2086	IQQX	3.00	0.59 %	45.23	23.01 %	18.27	91.34
iShares DJ EURO STOXX Select Dividend	DE000A0HG2P4	IQQA	4.13	0.40 %	27.86	26.69 %	18.28	270.52
iShares DJ EURO STOXX Sel. Dividend 30 (DE)	DE0002635281	EXSG	27.77	0.30 %	18.67	22.69 %	17.14	331.81
iShares DJ STOXX Select Dividend 30 (DE)	DE0002635299	EXSH	3.42	0.30 %	33.80	16.23 %	14.18	47.99
iShares DJ STOXX US Select Dividend (DE)	DE000A0D8Q49	EXX5	4.96	0.30 %	35.90	11.44 %	20.40	27.33
iShares FTSE UK Dividend Plus	DE000A0HG2R0	IQQD	15.57	0.40 %	21.07	10.90 %	7.51	252.42
Lyxor ETF DJ STOXX Select Dividend 30	FR0010378604	LYMF	1.38	0.30 %	52.72	14.86 %	13.99	66.31
<b>Fundamental Strategy</b>								
Lyxor ETF FTSE RAFI Europe	FR0010400770	LYQ8	0.70	0.60 %	27.27	23.41 %	44.92	18.72
Lyxor ETF FTSE RAFI US 1000	FR0010400804	LYQA	0.26	0.60 %	41.64	19.82 %	32.83	28.21
PowerShares FTSE RAFI Developed 1000	IE00B23D8W74	6PSB	0.04	1.00 %	41.08	20.46 %	8.02	3.51
PowerShares FTSE RAFI Dev. Euro. Mid-Small	IE00B23D8Y98	6PSD	0.49	1.00 %	54.69	24.59 %	7.58	4.15
PowerShares FTSE RAFI Europe Fund	IE00B23D8X81	6PSC	0.06	1.00 %	27.85	22.15 %	7.18	20.79
PowerShares FTSE RAFI US 1000 Fund	IE00B23D8S39	6PSA	0.01	1.00 %	46.70	19.99 %	5.38	10.30
<b>Money Market Short Strategy</b>								
db x-trackers II EURO INT. R. VOLA. SH. TRI	LU0378818727	DX25	1.41	0.25 %	53.38	-1.09 %	99.91	19.99
<b>Leverage Strategy</b>								
ComStage ETF DJ EURO STOXX 50 Lev. TR	LU0392496930	C053	2.16	0.35 %	18.59	42.85 %	19.40	15.09
ETFX DAX® 2x Long Fund	DE000A0X8994	DEL2	3.46	0.40 %	29.33	-	109.85	5.49
ETFX Dow Jones EURO STOXX 50 Lev. (2x)	DE000A0X9AB6	LEU2	1.09	0.40 %	33.42	-	120.28	6.25
Lyxor ETF LevDAX	LU0252634307	LYY8	292.61	0.40 %	8.43	37.19 %	35.19	204.80
Lyxor ETF Leveraged DJ EURO STOXX 50	FR0010468983	LYMZ	100.45	0.40 %	15.77	38.84 %	18.23	201.79
<b>Credit Derivative Short Strategy</b>								
db x-trackers II iTraxx Cross. 5-year Short TRI	LU0321462870	DXST	38.85	0.24 %	38.15	-11.78 %	99.42	64.72
db x-trackers II iTraxx Europe 5-year Short TRI	LU0321462102	DXSR	0.04	0.18 %	18.81	-1.37 %	107.12	10.74
db x-trackers II iTraxx E. S. Fin. 5-year Sh. TRI	LU0378819709	DBZJ	0.34	0.18 %	24.33	-2.01 %	106.33	9.57
db x-trackers II iTraxx E. Sub. F. 5-year Sh. TRI	LU0378819881	DBZH	0.00	0.21 %	38.13	-3.95 %	104.03	3.12
db x-trackers II iTraxx HiVol 5-year Short TRI	LU0321462441	DXSS	1.19	0.21 %	38.09	-5.41 %	104.00	4.70
<b>Sustainability Strategy</b>								
iShares DJ EURO STOXX Sustainability 40 (DE)	DE000A0F5UG3	EXXV	7.78	0.40 %	20.88	17.53 %	9.52	48.92
<b>Quantitative Strategy</b>								
PowerShares Dynamic Europe Fund	IE00B23D9570	6PSK	0.01	1.00 %	31.68	15.33 %	5.99	2.05
PowerShares Dynamic Gl. Developed Markets	IE00B23D9463	6PSJ	0.09	1.00 %	39.28	10.27 %	4.07	2.60
PowerShares Dynamic US Market Fund	IE00B23D9240	6PSH	0.00	1.00 %	48.12	4.52 %	4.74	31.81
<b>Shariah-conform Strategy</b>								
db x-trackers DJ Islamic Market Titans 100	LU0328475529	DX2W	0.11	0.50 %	87.18	8.29 %	16.95	4.24
db x-trackers S&P 500 Shariah ETF	LU0328475362	DX2V	0.24	0.50 %	32.56	8.05 %	7.04	4.78
db x-trackers S&P Europe 350 Shariah ETF	LU0328475107	DX2T	0.01	0.50 %	31.43	11.69 %	8.93	4.82
db x-trackers S&P Japan 500 Shariah ETF	LU0328475289	DX2U	0.01	0.50 %	55.04	5.55 %	7.36	3.68
iShares Emerging Market Islamic	DE000A0NA0M3	IUSE	0.02	0.85 %	63.60	12.28 %	12.29	7.37
iShares MSCI US Islamic	DE000A0NA0N1	IUSF	0.25	0.50 %	23.12	7.86 %	13.86	8.31
iShares MSCI World Islamic	DE000A0NA0L5	IUSD	0.05	0.60 %	44.88	8.78 %	13.40	21.44
<b>Short Strategy</b>								
ComStage ETF DJ EURO STOXX 50 Short TR	LU0392496856	C052	34.14	0.35 %	9.61	-18.19 %	36.82	29.52
db x-trackers CAC 40 Short ETF	LU0322251280	DX2H	10.63	0.40 %	22.41	-18.69 %	63.07	18.29
db x-trackers DJ EURO STOXX 50 Short ETF	LU0292106753	DXSP	429.29	0.40 %	6.51	-17.80 %	36.30	454.09
db x-trackers DJ STOXX 600 Banks Short ETF	LU0322249037	DXS8	51.24	0.50 %	24.91	-26.23 %	31.02	262.31
db x-trackers DJ STOXX 600 B. Res. Sh. Daily	LU0412624354	DBZJ	0.64	0.50 %	56.50	-	13.82	1.38
db x-trackers DJ STOXX 600 H. Care Short	LU0322249466	DXS9	5.20	0.50 %	27.46	-11.45 %	45.83	6.64
db x-trackers DJ STOXX 600 I. Goods Sh. Daily	LU0412624511	DBZK	0.01	0.50 %	35.56	-	55.91	1.68
db x-trackers DJ STOXX 600 Insurance Sh. D.	LU0412624602	DBZL	0.00	0.50 %	37.61	-	45.75	1.37
db x-trackers DJ STOXX 600 Oil & Gas Short	LU0322249623	DX2A	5.56	0.50 %	41.10	-9.07 %	27.53	8.53
db x-trackers DJ STOXX 600 Technology Short	LU0322250043	DX2B	1.68	0.50 %	36.57	-12.12 %	26.75	4.01
db x-trackers DJ STOXX 600 Telecom. Short	LU0322250126	DX2C	4.89	0.50 %	26.16	-13.68 %	29.95	4.49

## Strategy Funds

	ISIN	Xetra Code	Ø Turnover/Month Q3 in € m	Management- Fee	XLM <sup>2)</sup> Sep. 09 in Bp	Performance <sup>1)</sup> Q3	NAV in € 30 Sep. 09	Assets u. M. <sup>3)</sup> in € m
<b>Short Strategy</b>								
db x-trackers DJ STOXX 600 Utilities Sh. Daily	LU0412624867	DBZM	0.04	0.50 %	38.67	-	36.31	1.82
db x-trackers FTSE 100 Short ETF	LU0328473581	DX2K	6.08	0.50 %	21.71	-24.19 %	10.85	86.23
db x-trackers HSI Short Daily Index ETF	LU0429790313	DBZR	0.13	0.75 %	147.39	-	11.07	1.99
db x-trackers II Sh. IBOXX € Sov. Eurozone TRI	LU0321463258	DXSV	26.41	0.15 %	12.70	-2.73 %	112.99	404.60
db x-trackers S&P 500 Short ETF	LU0322251520	DXS3	23.10	0.50 %	22.22	-17.62 %	39.63	92.54
db x-trackers ShortDAX ETF	LU0292106241	DXSN	751.97	0.40 %	4.25	-16.52 %	69.88	772.13
EasyETF DJ STOXX 600 Double Short	FR0010689687	X24J	0.00	0.60 %	60.66	-	74.57	7.27
EasyETF EURO STOXX 50 Double Short	FR0010689695	X24I	3.85	0.50 %	125.10	-	28.10	6.81
ETFX DAX® 2x Short Fund	DE000A0X9AA8	DES2	11.26	0.60 %	43.76	-	77.12	8.25
ETFX Dow Jones EURO STOXX Double Sh. (2x)	DE000A0X9AC4	SEU2	0.75	0.60 %	58.02	-	72.34	4.16
Lyxor ETF Short Strategy Europe	FR0010589101	LYQG	4.25	0.40 %	71.80	-16.38 %	88.65	27.40
<b>Value/Growth Strategy</b>								
db x-trackers Quirin Wealth Management TRI	LU0397221945	DBX0	8.46	0.72 %	74.65	13.63 %	121.75	46.27
ETFlab DJ STOXX Strong Growth 20	DE000ETFL037	EL4C	0.02	0.65 %	34.44	11.94 %	13.38	21.58
ETFlab DJ STOXX Strong Style Composite 40	DE000ETFL052	EL4E	0.05	0.65 %	35.90	20.09 %	14.14	27.38
ETFlab DJ STOXX Strong Value 20	DE000ETFL045	EL4D	0.20	0.65 %	37.04	25.71 %	14.38	27.06
iShares DJ EURO STOXX Growth	DE000A0HG3L1	IQQG	1.30	0.40 %	26.02	12.17 %	19.28	36.64
iShares DJ EURO STOXX Value	DE000A0HG2N9	IQQV	2.34	0.40 %	25.42	20.66 %	21.65	56.30
Lyxor ETF MSCI EMU Growth	FR0010168765	LYY3	1.09	0.40 %	35.69	10.86 %	67.35	45.67
Lyxor ETF MSCI EMU Value	FR0010168781	LYY2	3.81	0.40 %	28.73	19.45 %	110.56	196.44

## Active ETFs

	ISIN	Xetra Code	Ø Turnover/Month Q3 in € m	Management- Fee	XLM <sup>2)</sup> Sep. 09 in Bp	Performance <sup>1)</sup> Q3	NAV in € 30 Sep. 09	Assets u. M. <sup>3)</sup> in € m
Lyxor ETF Bear DJ EURO STOXX 50	FR0010424135	LSK7	8.04	0.60 %	22.82	-17.81 %	46.75	29.03
Lyxor ETF Xbear DJ EURO STOXX 50	FR0010424143	LSK8	38.60	0.60 %	37.13	-36.14 %	41.3	129.58
Lyxor/SGAM ETF Lev. DJ EURO STOXX 50	FR0010368506	LSK5	19.52	0.60 %	23.28	41.27 %	18.69	45.10

## Contacts

### Issuer ETFs



Kristian Klasen  
+49-(0) 69-26 90-06 48  
kristian.klasen@de.abnamro.com



Nigel Longley  
+44-20-74 48-43 30  
nigel.longley@etfsecurities.com



Christian Gast  
+41-44-2 34-75 19  
christian.gast@ubs.com



Levente Kulcsar  
+49-(0) 69-13 62-18 12  
levente.kulcsar@commerzbank.com



Markus Becker  
+49-(0) 69-2 98 07-3 24  
markus\_becker@fra.invesco.com



Bruno Schmidt-Voss  
+49 69-2 98-64 07 24 5  
bruno\_schmidt-voss@fra.invesco.com

### db x-trackers



Thorsten Michalik  
+49-(0) 69-9 10-3 7 28  
thorsten.michalik@db.com



Keshava Shastry  
+44 20-76 68-84 96  
keshava.shastry@barclaysglobal.com



Daniele Thomét-Adet  
+33 1-58 97-28 17  
daniele.tohmeadet@bnpparibas.com



Thomas Meyer-zu-Drewer  
+49-69-7 17-44 44  
thomas.meyer-zu-drewer@lyxor.com



Thomas Pohlmann  
+49 (0)89 327 29 - 33 20  
thomas.pohlmann@etflab.de



Michael John Lytle  
+44-20-33 70-11 02  
michael.john.lytle@source.info

### Issuer Active ETFs



Thomas Meyer-zu-Drewer  
+49-69-7 17-44 44  
thomas.meyer-zu-drewer@lyxor.com

---

**Designated Sponsors**
**ABN Amro**

Richard Freeman  
+44-(0) 2 07-6 78 19 39  
richard.freeman@uk.abnamro.com

**CREDIT SUISSE**

Stephen Poetzsche  
+49-(0) 69 75 38-23 56  
stephen.poetzsch@csfb.com

**MORGAN STANLEY & CO. INTERNATIONAL PLC**

Geoffrey Graig  
+44-(0) 2 07-4 25-63 60  
geoffreycraig@msdw.com

**ALL ENERGY TRADING BV**

Niek van Rens  
+31-(0) 6 15-54 97 29  
niek.vanrens@alloptions.nl

**DEUTSCHE BANK AG**

Manooj Mistry  
+44-(0) 20-75 45-10 37  
manooj.mistry@db.com

**NYENBURGH BEHEER B.V.**

Bart Lijnse  
+31-(0) 2 05-21 39-30  
lijnse@nyenburgh.nl

**ARCHELON DEUTSCHLAND GMBH**

Holger Löser  
+49-(0) 69 91 30-58 19  
hloeser@archelon-de.com

**DZ BANK AG DT. ZENTRALGENOSSENS.BANK**

Jürgen Scharnowske  
+49-(0) 69-74 47-9 05 77  
juergen.scharnowske@dzbank.de

**OPTIVER V.O.F.**

Sebastiaan Koeling  
+31-(0) 2 05-3 19-0 00  
sebastiaankoeling@optiver.com

**BANCA IMI S.P.A.**

Francesco Riccardi  
+39-(0) 2 72-6 12 0 89  
francesco.riccardi@bancaimi.com

**FLOW TRADERS B.V.**

Jan De Bolle  
+31-(0) 2 07-99 67-89  
jan.de.bolle@flowtraders.com

**SOCIETE GENERALE S.A. FRANKFURT**

Thierry Rakotomalala  
+33-(0) 1 42-1 38-3 84  
thierry.rakotomalala@sgcib.com

**BARCLAYS CAPITAL SECURITIES LTD.**

Andrew Turner  
+44-(0) 2 07-6 23-23 23  
andrew.turner2@barcap.com

**GOLDMAN SACHS INTERNATIONAL. LONDON**

Michael Winkelgrund  
+44-(0) 2 07-55 23-4 75  
michael.winkelgrund@gs.com

**SUSQUEHANNA INTERNATIONAL SECURITIES**

John Keogh  
+35-(0) 3 18-02 80-82  
keogh@sig.com

**BAYERISCHE HYPO- UND VEREINSBANK AG**

Paolo Giulianini  
+44-(0) 2 07 8 26-69 21  
paolo.giulianini@unicreditgroup.co.uk

**INTERNATION MARKET MAKERS COMB. BV**

Autumn Gilles  
+31-(0) 2 07-9 88-5 29  
autumn.gilles@imc.nl

**TIMBER HILL (EUROPE) AG**

Roger Ryff  
+41-(0) 4 17-26 50 74  
roger.ryff@interactivebrokers.ch

**BNP PARIBAS ARBITRAGE SNC**

Christian-Emmanuel Bonnet  
+33-(0) 1-55 77-33 80  
christian-emmanuel.bonnet@bnpparibas.com

**J.P.MORGAN SECURITIES LTD.**

Christoph Hock  
+44-(0) 2 07-7 79-34 81  
hock\_christoph@jpmorgan.com

**COMMERZBANK AG**

Frank Mohr  
+49-(0) 69-13 62-25 12  
frank.mohr@commerzbank.com

**MERRILL LYNCH INTERNATIONAL**

Gebhard Klingenstein  
+49-(0) 69-58 99-45 01  
gebard\_klingenstein@ml.com

Turnover figures represent Xetra order book turnover. Average quarterly turnover data are from Deutsche Börse AG, unless otherwise specified.  
More detailed information on XTF can be found on the Internet at: [www.deutsche-boerse.com](http://www.deutsche-boerse.com) > Trading & Clearing > Tradeable Instruments > ETF Exchange Traded Funds.

- 1) The performance is based on the NAV (Net Asset Value) of the last trading day in the reporting month and the last trading day of the previous month. Source: Bloomberg
- 2) Based on an order volume of €25,000. The Xetra Liquidity Measure (XLM) quantifies liquidity costs for the immediate execution of both a buy order and sell order based on a given order volume.
- 3) Assets under Management. As of 30 September 2009

Note: Deutsche Börse AG carefully selects contributions from among those supplied to it by third parties. However, the respective author carries the sole responsibility for the content of his/her contribution. These articles do not reflect the opinion of Deutsche Börse AG. The information and notification contained herein are for information purposes only. None of the information contained herein constitutes an offer to sell or an advertisement for offers to purchase a security or any other product described herein. Deutsche Börse AG will accept no liability for the completeness or correctness of the information contained herein. Therefore, no one should rely on the information contained herein. Deutsche Börse AG will accept no liability for damages incurred because of actions taken on the basis of the information contained in these pages.

® Registered Trademark of Deutsche Börse AG