



Hudson Museum

Lunar New Year 2024

Craft Instruction Packet

Enclosed in this informational packet are instructions for traditional Lunar New Year crafts. In your kit you will find materials for the following activities:

Red Envelopes
Paper Lanterns
Rattle Drum
Dragon Mask
Dragon Puppet
Coloring Pages

Red Envelopes¹

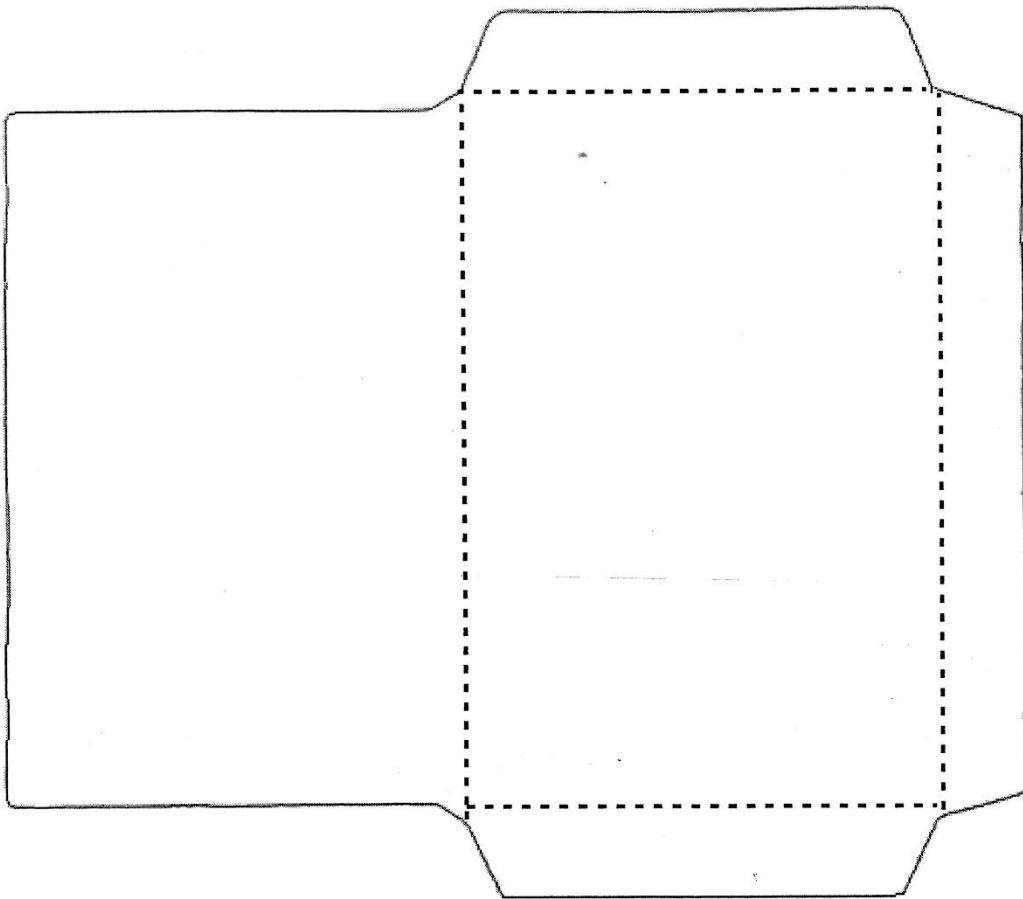
Red envelopes containing “money to anchor the year” are a traditional New Year gift – typically from elders to children – given in hopes of passing along good fortune for the year. This craft allows students to create their own red envelopes and learn about this popular tradition.

Kit contains:

- red paper envelope printouts

Instructions:

1. Cut out envelope along the solid lines.
2. Fold along dotted lines to form envelope shape.
3. Use a glue stick or tape to secure the envelope.



¹ Fantastic information about “red pockets” can be found here: <https://chinesenewyear.net/red-pockets/>

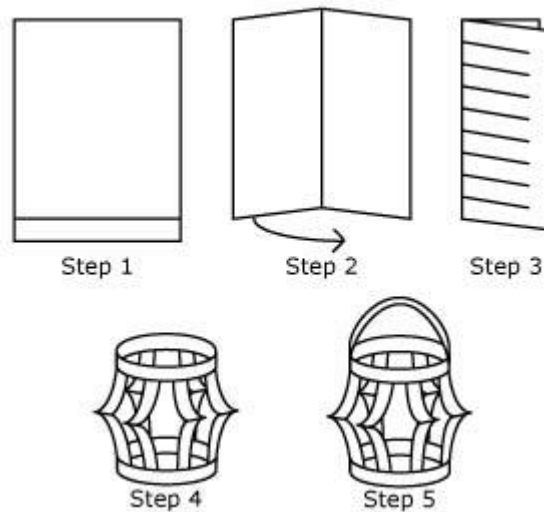
Paper Lanterns²

Kit contains:

- sheets red paper with printed template.

Instructions:

- 1) Cut along the solid line on the bottom of the page. This will be the handle of the lantern
- 2) Fold paper in half lengthwise so that the printed lines are on the outside.
- 3) Cut along the printed parallel lines (horizontal) stopping at the vertical line.
- 4) Unfold and curl (top to bottom) into a cylinder, stapling or taping edges together to make the lantern.
- 5) Add the handle. Your lantern is ready to hang!



² Instructional video can be found here: <https://www.youtube.com/watch?v=CeZKYGmuZn0>

Rattle Drum³

In the legend of Chinese New Year the monster Nian came to the village in the winter to eat the livestock and crops and the villagers scared him away with loud noise, fire, and the color red. Use these rattle drums to scare away Nian.

³ Instructions adapted from here (see link for video instructions): <https://www.pbs.org/parents/crafts-and-experiments/make-a-chinese-rattle-drum>

Kit contains:

- paper plates
- strings
- beads
- large craft sticks

Each Student receives:

- 2 paper plates
- 2 strings
- 2 beads
- 1 stick

Instructions:

- 1) Decorate the bottoms of the paper plates. You can use any decorations you wish – traditional New Year decorations are typically red. Remember, this will be a drum, so decorations should be able to withstand being hit by the beads!
- 2) Tape the handles to the inside of one of the plates (see position of stick in photo to the right).
- 3) Tie a bead on the end of each string.
- 4) Tape the other end of each string to the inside edge of the plate, one on each edge across from each other. Alternatively, you can hole-punch each edge and tie the strings on.
- 5) Staple or tape the second paper plate to the first one, with bottoms facing out to form the body of the drum.



To play the drum, hold the handle in one hand and twist back and forth to make the beads hit the drum. Enjoy!




Tiger Mask⁴

Kit includes:

- printed sheets on stock paper

Instructions:

- 1) Color the mask.
- 2) Cut out the mask, including the dotted lines for the eyes.
- 3) Hole punch tabs on each side of the mask and attach string.



paint the world
SUPER
COLORING

⁴ Retrieved from: <http://www.supercoloring.com/coloring-pages/tiger-mask>

Dragon Puppet⁵

Kit includes:

- printed sheets on stock paper
- red paper strips (1/3 sheet each)
- craft sticks

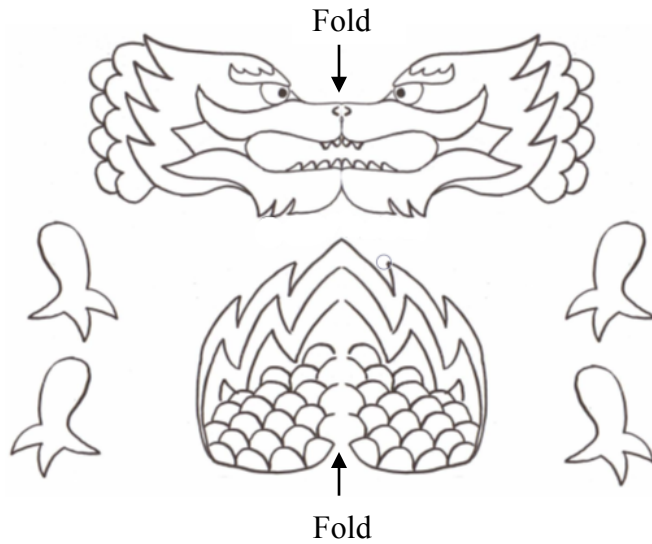
Each student needs:

- 1 printed stock paper sheet
- 1 red paper strip
- 2 craft sticks

⁵ Craft from Red Ted Arts. Video tutorial here:
<https://www.youtube.com/watch?v=4AOIalm02G0>

Instructions:

- 1) Color the double-sided head and tail as well as the four feet on the printed stock paper.
- 2) Cut each piece out with scissors.
- 3) Fold the head and tail pieces along the middle line.
- 4) Accordion fold the red paper strip (fold, turn over, fold, turn over, fold) – this will form the body of the dragon.
- 5) Glue the sticks to the bottom edge of each end of the paper, the head to one end, and the tail to the other, and the legs two on a side.



Coloring Pages

Kit Includes:

- 40 Dragon Coloring Pages