

VIRTUAL HOODING CEREMONY

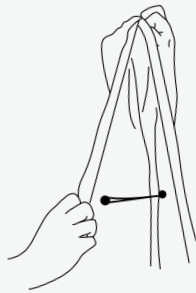


HOW TO HOOD

Share this with your hooding assistants!

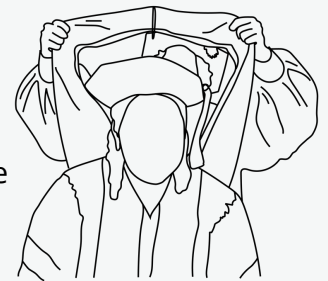


Your hood should be draped over your left arm and presented to your hooding assistant(s) with the portion that sits at your neck (the narrow end with the cord) up.



Be sure the cord at the back is NOT secured to the button. This will be re-buttoned once you have been hooded.


Your hooding assistant(s) will then use both hands to open the hood to place it over your head and onto your shoulders. The 'V' of the hood should be facing toward the ground.



HOW TO WEAR YOUR HOOD: POST-HOODING

The hood is worn draped around your neck with 'V' facing toward the ground. The large portion of the hood hangs down your back with the velvet border showing on the outside. These colors will change depending on your field of study (see chart below). The lower portion of the velvet will be folded outward to show the University of Maine colors.

To avoid the hood from being too tight against your neck, secure the cord to the front of a shirt button or pin to your gown. In addition, there is a cord and button in the back to keep the hood from slipping off your shoulders.



VIRTUAL HOODING CHECKLIST

Prior to Your Session

- **Prep your regalia.** Make sure you have the correct hood color and that your cap and gown fit.
- **Practice being hooded.** by those who will be assisting during your session. If possible, practice this while using your technologies camera.
- **Prep your technology.** Test your laptop or other device and confirm it has Zoom and internet access and a working webcam.
- **Share the live stream link** with your friends and family. Do not share your Zoom information.

CONTACT US

UMaine Graduate School

5775 Stodder Hall
Orono, Maine 04469
umaine.edu/graduate
207.581.3291
umhooding@maine.edu

UMaine Bookstore

5778 University Bookstore
Orono, Maine 04469
bookstore.umaine.edu
207.581.1700
bettyc@maine.edu

The Day of Your Session

- **Log in to the webinar** for your college 10 minutes before it begins.
 - When you join the webinar, you may be asked to sign in with your UMS account. If asked, choose "Sign in with Google" and use your UMS credentials.
- **Wear your cap and gown** and have your hood and hooding assistant(s) available. Your tassel should be on the left.
- While you are on screen:
 - **Turn on your camera**, but remain on mute.
 - **Get hooded.** Have your hooding assistants place the hood over your head and on your shoulders.
 - **Smile!**
- **Stay in the webinar** to watch the rest of your colleagues get hooded.

Guide to Academic Regalia

Please be sure that you have obtained the correct color hood for your degree from the Bookstore.

CAS/EdS (Education)	Light Blue	Master of Fine Arts	Dark Brown
CAS (Nursing)	Golden Yellow	Master of Forestry	Russet
Doctor of Education	Light Blue	Master of Music	Pink
Doctor of Philosophy	Dark Blue	Master of Professional Studies	Golden Yellow
Master of Arts	White	Master of Science	Golden Yellow
Master of Arts in Teaching	White	Master of Science in Teaching	Golden Yellow
Master of Business Administration	Drab	Master of Social Work	Citron
Master of Education	Light Blue	Master of Wildlife Conservation	Golden Yellow
Master of Engineering	Orange	Professional Science Master's	Golden Yellow