

Take Less. Share More. Recycle Always.


Name _____

WASTE RACE

Follow the steps below to complete this relay race and help students identify where to put their waste!

Objectives

- ✂ To sort items into the categories of what should be recycled, composted, and landfilled
- ✂ TIP: Set up the bins in the same order that students will be discarding their food in the cafeteria to familiarize them with the process.



Materials

- ✂ Graphic images at the end of this handout
- ✂ Recycling bin, trash can, and compost bin
- ✂ Scissors





To learn more, visit:
<https://umaine.edu/foodrescuemaine/>



Procedure

- ✂ Cut out graphics on pages 4-7 (laminates to keep them longterm)
- ✂ Attach labels to three bins, cut out graphics, and lay them on the ground.
- ✂ Split the class up into two lines.
- ✂ Call out the name of an item in the pile. When the item is called, the first two students in line will race to grab the item and place it in the correct bin.
- ✂ If the faster student puts the item in the wrong bin, the other student has a chance to rebin it correctly.
- ✂ The student that places the item in the correct bin first wins that round.



Assessment

- ✂ This exercise is designed to assess the student's understanding of the process of throwing "away" their food.



To learn more, visit:
<https://umaine.edu/foodrescuemaine/>



Answer Key

Compost

Avocadoes
Butter
Milk
Peanuts
Strawberries
Eggs
Bread
Meat
Cheese
Paper napkins



Recycling

Cans
Bottles

Landfill

Plastic straws
Plastic Bags
Chip bags and other
packaging

To learn more, visit:
<https://umaine.edu/foodrescuemaine/>



COMPOST
RECYCLING
LANDFILL

