

# Take Less. Share More. Recycle Always.

## TABLE OF CONTENTS: ELEMENTARY WORKSHEETS

1. Does it Compost?
2. Compost Crossword
3. Compost Crossword Answer Key
4. What's in your Garden?
5. Who does Food Recycling Benefit?
6. Be a Food Waste Hero!
7. WWF Explorer
8. Undercover Food Waste
9. Write About Waste
10. How Does Composting Work?
11. Create a Sales Pitch
12. Feeding Farm Animals (version 1)
13. Feeding House Pets (version 1)
14. Feeding Farm Animals (version 2)
15. Feeding House Pets (version 2)
16. Food Recovery Hierarchy
17. Plan a Recipe Using Food Waste

To learn more, visit: <https://umaine.edu/foodrescuemaine/>



ecomaine



# Take Less. Share More.

## Recycle Always.

Name \_\_\_\_\_

### DOES IT COMPOST?

Circle the items that can be composted in your backyard.

*HINT: which items **easily** break down into soil?*



Can you think of other items that can be composted? Draw them below or write them down!

To learn more, visit: <https://umaine.edu/foodrescuemaine/>



ecomaine



# Take Less. Share More.

# Recycle Always.

Name \_\_\_\_\_

## COMPOST CROSSWORD

Answer the questions and fill in the crossword with the correct answers.

Down:

1 This item falls from trees. You'll want to use a lot of these to help your food turn into soil.

3 Save these from your breakfast! These crunchy scraps add calcium to your soil and can also be used as a biodegradable planter for seedlings.

5 At school, your compost goes to a company, but you can also compost at home if you have enough room in this place.

7 Though it can be recycled when it's clean, when soiled with food, this material can go into the compost.

Across:

2 When composting food at home or school, start by adding scraps from fruits and this type of food.

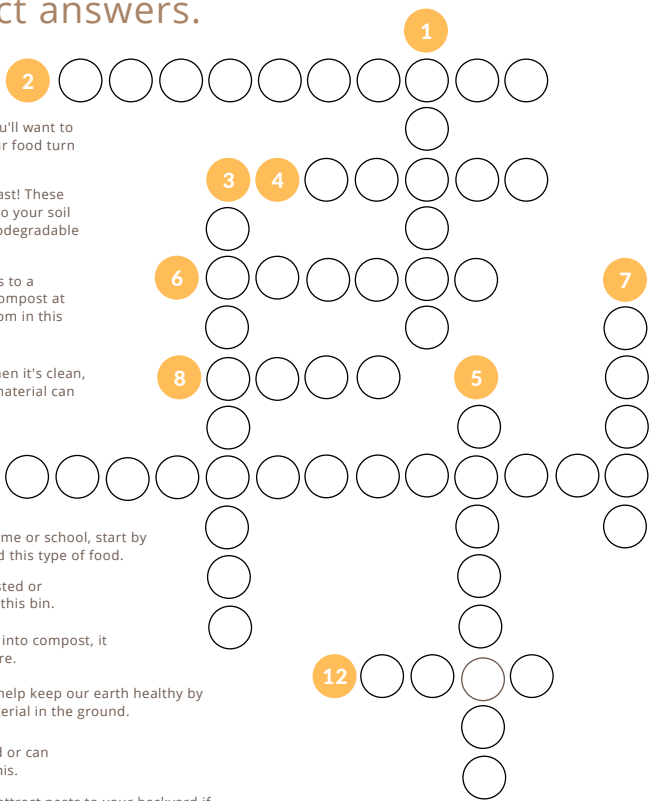
4 Items that cannot be composted or recycled should be placed in this bin.

6 After food scraps are turned into compost, it can be used to grow food here.

8 Food that is composted can help keep our earth healthy by keeping nutrients in this material in the ground.

10 Items that can be composted or can decompose are also called this.

12 This type of food waste can attract pests to your backyard if composted at home, but can be composted in bigger facilities.



To learn more, visit: <https://umaine.edu/foodrescuemaine/>



# Take Less. Share More. Recycle Always.

Name \_\_\_\_\_

## COMPOST CROSSWORD

Answer the questions and fill in the crossword with the correct answers.

Down:

- 1 This item falls from trees. You'll want to use a lot of these to help your food turn into soil.
- 3 Save these from your breakfast! These crunchy scraps add calcium to your soil and can also be used as a biodegradable planter for seedlings.
- 5 At school, your compost goes to a company, but you can also compost at home if you have enough room in this place.
- 7 Though it can be recycled when it's clean, when soiled with food, this material can go into the compost.

Across:

- 2 When composting food at home or school, start by adding scraps from fruits and this type of food.
- 4 Items that cannot be composted or recycled should be placed in this bin.
- 6 After food scraps are turned into compost, it can be used to grow food here.
- 8 Food that is composted can help keep our earth healthy by keeping nutrients in this material in the ground.
- 10 Items that can be composted or can decompose are also called this.
- 12 This type of food waste can attract pests to your backyard if composted at home, but can be composted in bigger facilities.

The crossword puzzle grid consists of circles representing letters. The following letters are pre-filled in the grid:

- Row 1: V, E, G, E, T, A, B, L, E, S
- Row 2: E
- Row 3: T, R, A, S, H
- Row 4: E, V
- Row 5: G, A, R, D, E, N
- Row 6: G, S
- Row 7: S, O, I, L
- Row 8: H, B
- Row 9: L, C
- Row 10: L, K
- Row 11: S, Y
- Row 12: M, E, A, T
- Row 13: R
- Row 14: D
- Row 15: P
- Row 16: A
- Row 17: P
- Row 18: R

Numbered starting points for clues:

- 1: Row 1, Column 8
- 2: Row 1, Column 1
- 3: Row 3, Column 1
- 4: Row 3, Column 2
- 5: Row 5, Column 1
- 6: Row 5, Column 1
- 7: Row 7, Column 1
- 8: Row 7, Column 1
- 10: Row 9, Column 1
- 12: Row 12, Column 1

To learn more, visit: <https://umaine.edu/foodrescuemaine/>



# Take Less. Share More. Recycle Always.

Name \_\_\_\_\_

## WHAT'S IN YOUR GARDEN?

Draw what you could grow in your compost!



To learn more, visit: <https://umaine.edu/foodrescuemaine/>



ecomaine



# Take Less. Share More. Recycle Always.

Name \_\_\_\_\_

## WHO DOES FOOD RECYCLING BENEFIT?

Draw a line to match the benefit of food recycling to who it is benefiting.

Food recycling helps me  
to feed my animals!



Food recycling helps me  
to fight against climate  
change!



Food recycling helps us  
save money!



Food recycling helps us  
give to our community!



To learn more, visit: <https://umaine.edu/foodrescuemaine/>



# Take Less. Share More. Recycle Always.

Name \_\_\_\_\_

## BE A FOOD WASTE HERO!

Write down or draw FIVE ways you can reduce food waste at home and at school!

1.

2.

3.

4.

5.

To learn more, visit: <https://umaine.edu/foodrescuemaine/>



ecomaine



# Take Less. Share More. Recycle Always.

Name \_\_\_\_\_

## WWF EXPLORER!

Go to the World Wildlife Fund link and explore the food pages :

<https://www.worldwildlife.org/initiatives/food-waste>

Then answer the questions below!

1. Write down one new fact you learned from the World Wildlife Fund website.
  
  
  
  
  
  
  
  
  
  
2. Write down one fact that surprised you.
  
  
  
  
  
  
  
  
  
  
3. What's one thing you'd like to learn more about from exploring this website?

To learn more, visit: <https://umaine.edu/foodrescuemaine/>



ecomaine





# Take Less. Share More. Recycle Always.

Name \_\_\_\_\_

## UNDERCOVER FOOD WASTE!

Go to the HatchKids link and watch the short video:

[https://www.youtube.com/watchv=mn\\_dsgG0vKs](https://www.youtube.com/watchv=mn_dsgG0vKs)

Then answer the questions below!

1. Write down one thing you learned from watching this video.
  
  
  
  
  
  
  
  
  
  
2. Write down one that surprised you in this video.
  
  
  
  
  
  
  
  
  
  
3. Do you think your family throws away more food than they can eat?

To learn more, visit: <https://umaine.edu/foodrescuemaine/>



ecomaine



# Take Less. Share More. Recycle Always.

Name \_\_\_\_\_

## WRITE ABOUT WASTE!

Write a short story about food waste using these key words: compost, recycle, and repurpose.

BONUS: Can you think of any more food waste words?



To learn more, visit: <https://umaine.edu/foodrescuemaine/>



ecomaine



# Take Less. Share More. Recycle Always.

Name \_\_\_\_\_

## HOW DOES COMPOSTING WORK?

Draw a picture or write a short paragraph about how composting works!

BONUS: Use drawings AND words to describe how composting works!

To learn more, visit: <https://umaine.edu/foodrescuemaine/>



ecomaine



# Take Less. Share More. Recycle Always.

Name \_\_\_\_\_

## CREATE A SALES PITCH

Create your own advertisement for composting in the square below!

HINT: Use words, drawings, and persuasive language!

To learn more, visit: <https://umaine.edu/foodrescuemaine/>





# Take Less. Share More. Recycle Always.

Name \_\_\_\_\_

## FEEDING FARM ANIMALS

Draw a line to connect each farm animal with the correct food!



To learn more, visit: <https://umaine.edu/foodrescuemaine/>



ecomaine

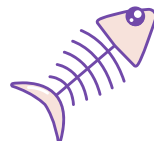



# Take Less. Share More. Recycle Always.

Name \_\_\_\_\_

## FEEDING HOUSE PETS

Draw a line to connect each house pet with the correct food!



To learn more, visit: <https://umaine.edu/foodrescuemaine/>



ecomaine






# Take Less. Share More. Recycle Always.

Name \_\_\_\_\_

## FEEDING FARM ANIMALS

Circle 1 farm animal. Research 8-10 common leftover food scraps that this animal can eat and write them in the space below.



1.

6.

2.

7.

3.

8.

4.

9.

5.

10.

To learn more, visit: <https://umaine.edu/foodrescuemaine/>



ecomaine



# Take Less. Share More. Recycle Always.

Name \_\_\_\_\_

## FEEDING HOUSE PETS

Circle 1 house pet. Research 8-10 common leftover food scraps that this animal can eat and write them in the space below.



1.

2.

3.

4.

5.

6.

7.

8.

9.

10.

To learn more, visit: <https://umaine.edu/foodrescuemaine/>



ecomaine



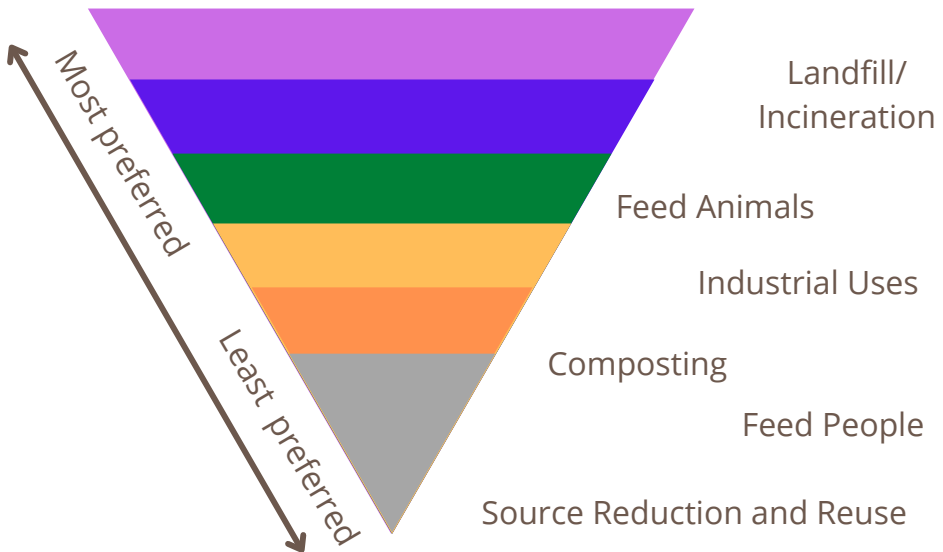


# Take Less. Share More. Recycle Always.

Name \_\_\_\_\_

## FOOD RECOVERY HIERARCHY

Using the word bank below, fill in the blank food recovery hierarchy triangle with the correct food recovery methods!



To learn more, visit: <https://umaine.edu/foodrescuemaine/>



# Take Less. Share More. Recycle Always.


Name \_\_\_\_\_

## Plan a Recipe Using Food Waste

Pick one of the two columns below and plan a recipe using at least 3 of the items from the column you chose.

### Pick your Ingredients:

- |                   |                    |
|-------------------|--------------------|
| 1. Apples         | 1. Pickles         |
| 2. English muffin | 2. Spaghetti sauce |
| 3. Cinnamon       | 3. Crackers        |
| 4. Celery         | 4. Blueberries     |
| 5. Peanut butter  | 5. Cream cheese    |



### Plan your Recipe:

.....

.....

.....

.....

.....

.....

.....

To learn more, visit: <https://umaine.edu/foodrescuemaine/>

